

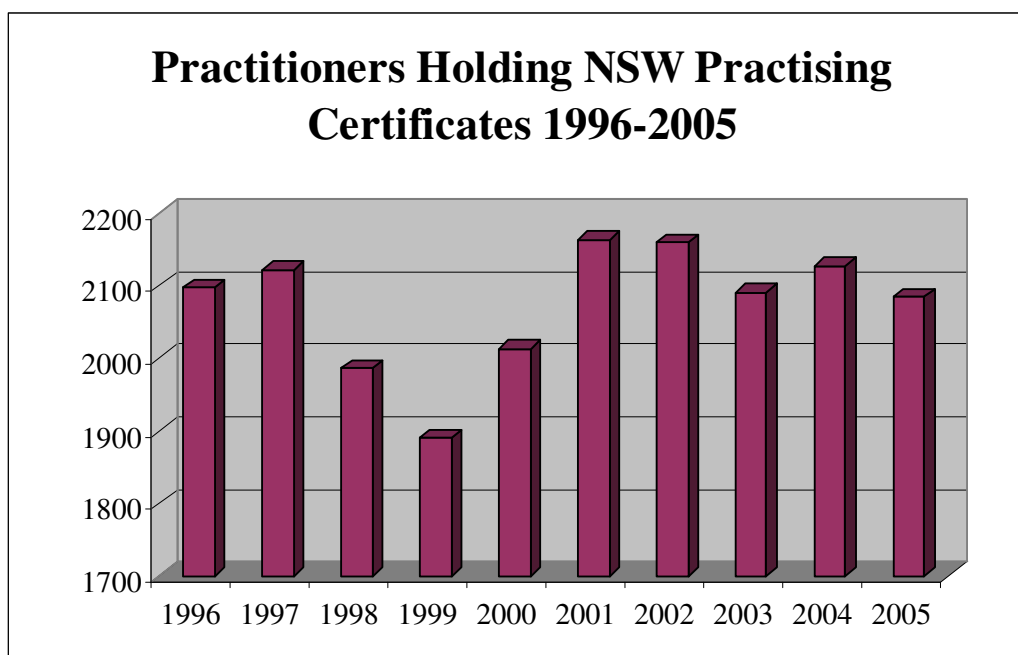
SECTION THREE
THE NSW BAR
ALL HOLDERS OF NSW PRACTISING
CERTIFICATES
(INCLUDING ACT AND OVERSEAS)

TABLE OF CONTENTS

HOLDERS OF NSW PRACTISING CERTIFICATES 1996-2005.....	3
HOLDERS OF NSW PRACTISING CERTIFICATES BY GENDER	4
AGES OF HOLDERS OF NSW PRACTISING CERTIFICATES	5
GEOGRAPHICAL LOCATION OF HOLDERS OF NSW PRACTISING CERTIFICATES	6
HOLDERS OF NSW PRACTISING CERTIFICATES – SENIORS AND JUNIORS.....	7
HOLDERS OF NSW PRACTISING CERTIFICATES – SENIORS AND JUNIORS BY GEOGRAPHICAL LOCATION	8
HOLDERS OF NSW PRACTISING CERTIFICATES – YEARS OF PRACTICE.....	9
HOLDERS OF NSW PRACTISING CERTIFICATES – E-MAIL ADDRESSES	10

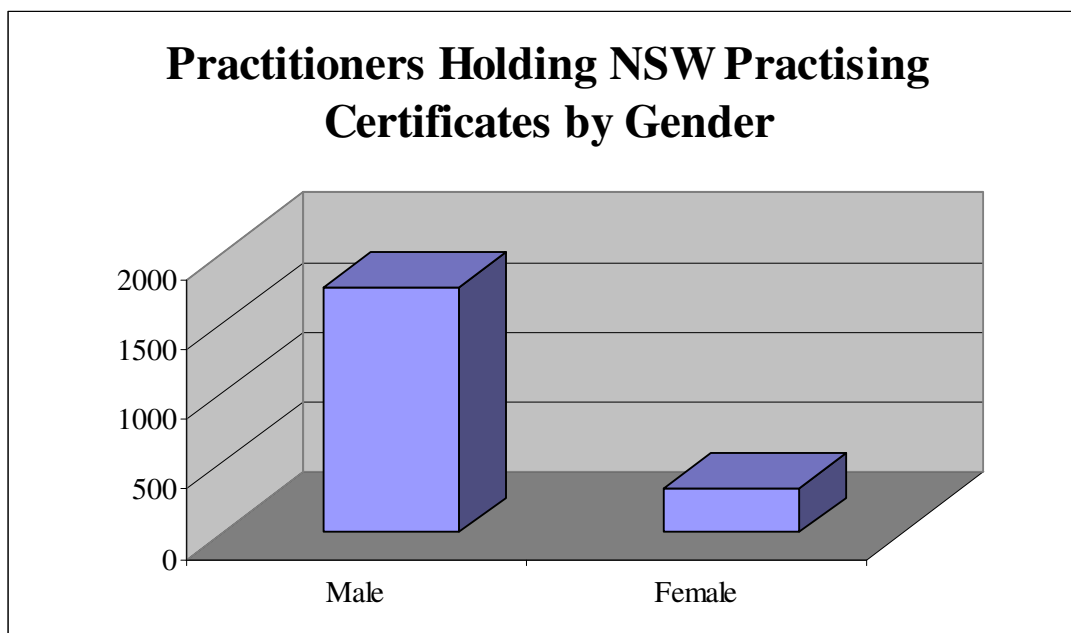
HOLDERS OF NSW PRACTISING CERTIFICATES 1996-2005

		Annual % Change
1996	2097	
1997	2122	1.19%
1998	1987	-6.36%
1999	1890	-4.88%
2000	2013	6.51%
2001	2164	2.29%
2002	2160	-0.18%
2003	2091	-3.20%
2004	2127	1.72%
2005	2085	0.52%



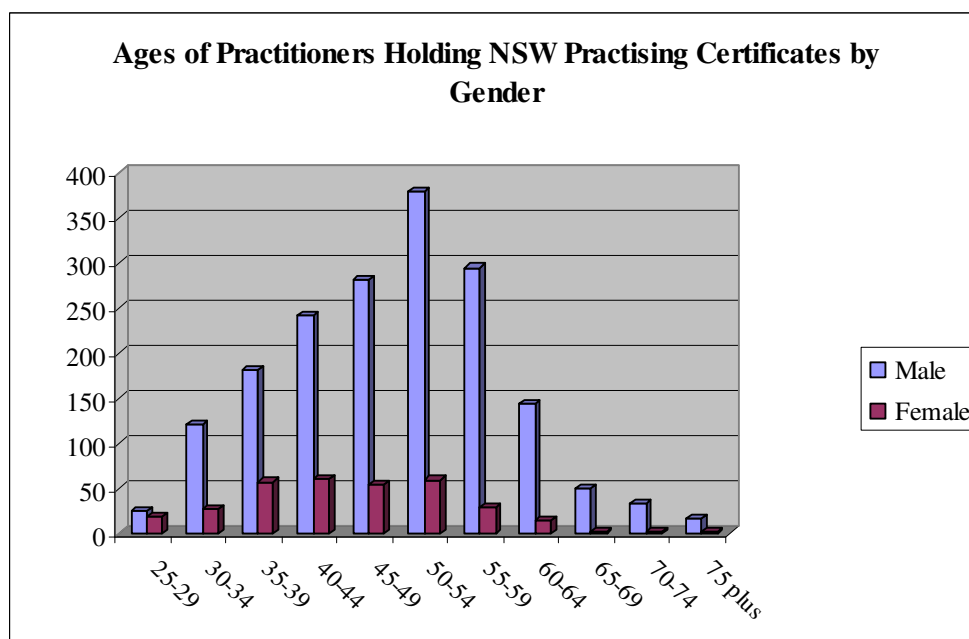
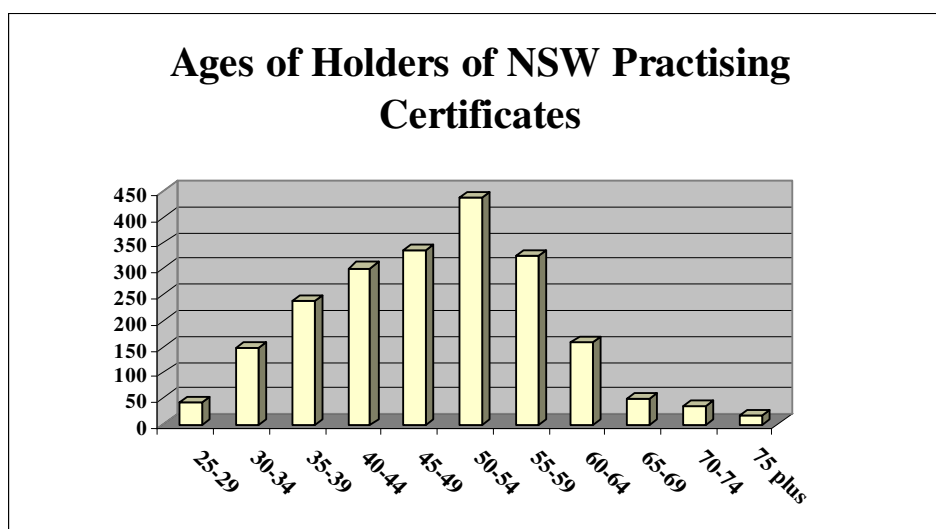
HOLDERS OF NSW PRACTISING CERTIFICATES BY GENDER

	2005	Percentage
Male	1764	84.60%
Female	321	15.40%
Total	2085	



AGES OF HOLDERS OF NSW PRACTISING CERTIFICATES

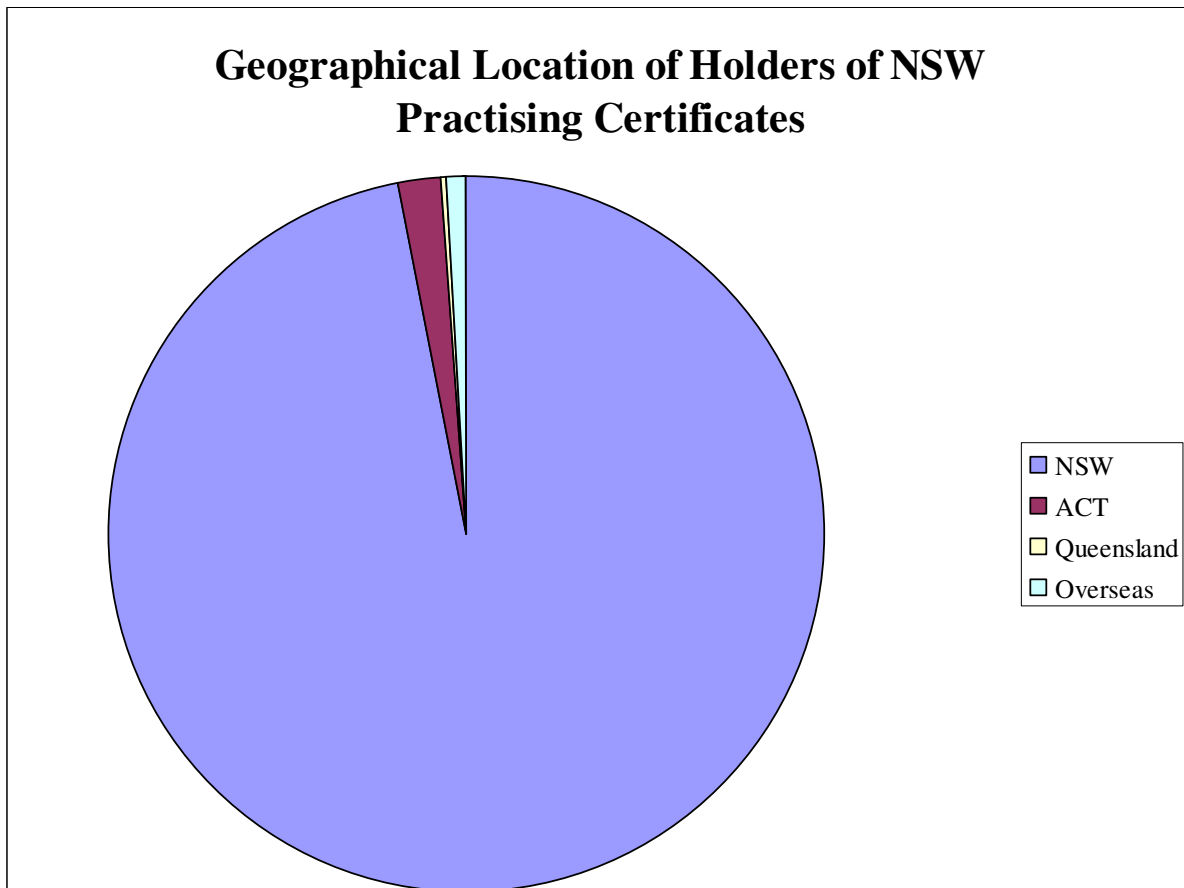
	25-29	30-34	35-39	40-44	45-49	50-54	55-59	60-64	65-69	70-74	75 plus	Total
Male	25	121	181	241	281	379	295	143	49	33	16	1764
Female	18	27	57	60	53	59	28	14	2	1	1	320
Total	43	148	238	301	334	438	323	157	51	34	17	2084
Percentage	2.06%	7.10%	11.42%	14.44%	16.03%	21.02%	15.50%	7.53%	2.45%	1.63%	0.82%	



GEOGRAPHICAL LOCATION OF HOLDERS OF NSW PRACTISING CERTIFICATES

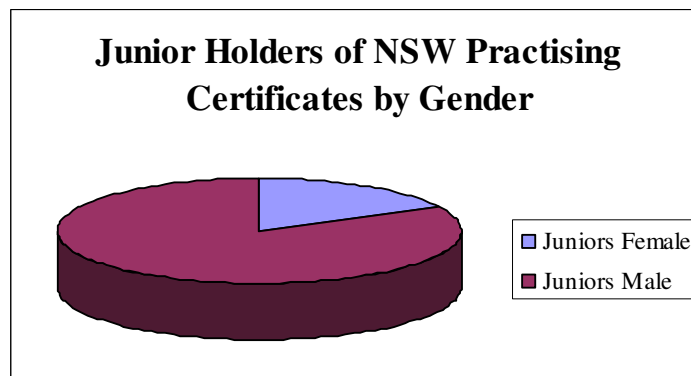
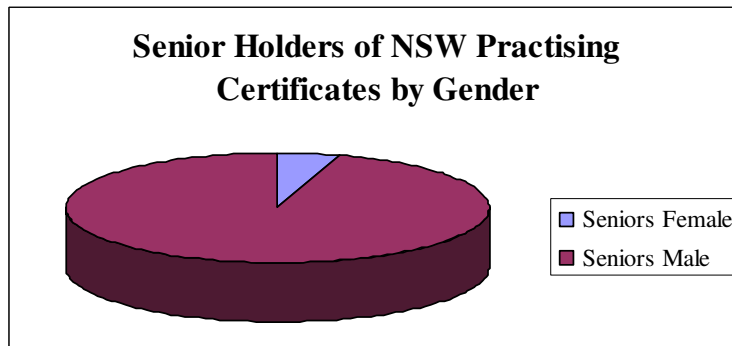
	2005 Male	2005 Female	Total	Percentage
NSW	1708	312	2020	96.88%
ACT	34	7	41	1.97%
Queensland	5	0	5*	0.24%
Overseas	17	2	19	0.91%
Total	1764	321	2085	

* Address is in Qld but principal place of practice is NSW



HOLDERS OF NSW PRACTISING CERTIFICATES – SENIORS AND JUNIORS

	Total	Percentage
Male Senior Bar	310	14.87%
Female Senior Bar	15	0.72%
Male Junior Bar	1454	69.74%
Female Junior Bar	306	14.68%
Total	2085	



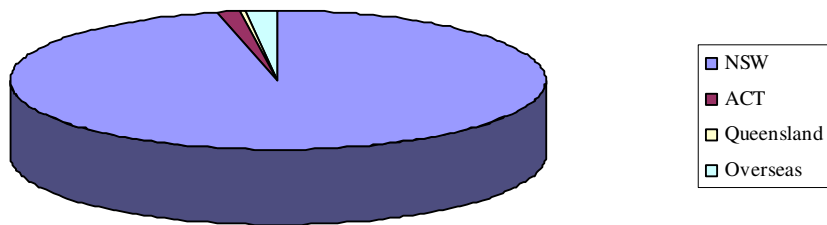
NOTE: Senior Counsel (QC and SC) are commonly called ‘silks’. SCs have been appointed since 1993 and replaced the appointment of Queen’s Counsel. The term ‘junior’ barrister means all barristers except those who have been appointed Senior Counsel (QC or S.C.). The term ‘junior’ barrister does not indicate the ability or number of years at the Bar; for example some ‘juniors’ have been practising for 30 years.

HOLDERS OF NSW PRACTISING CERTIFICATES – SENIORS AND JUNIORS BY GEOGRAPHICAL LOCATION

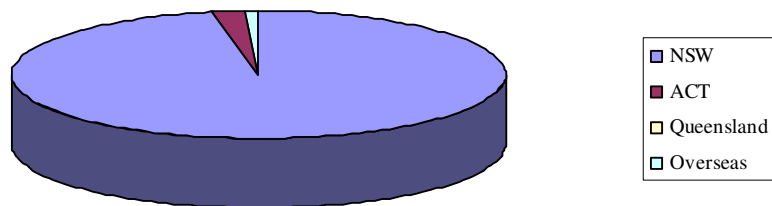
	Seniors	Juniors	Total
NSW	313	1707	2020
ACT	5	36	41
Queensland	1	4	5*
Overseas	6	13	19
Total	325	1760	2085

* Address is in Qld but principal place of practice is NSW

**Geographical Location of Senior Holders of
NSW Practising Certificates**

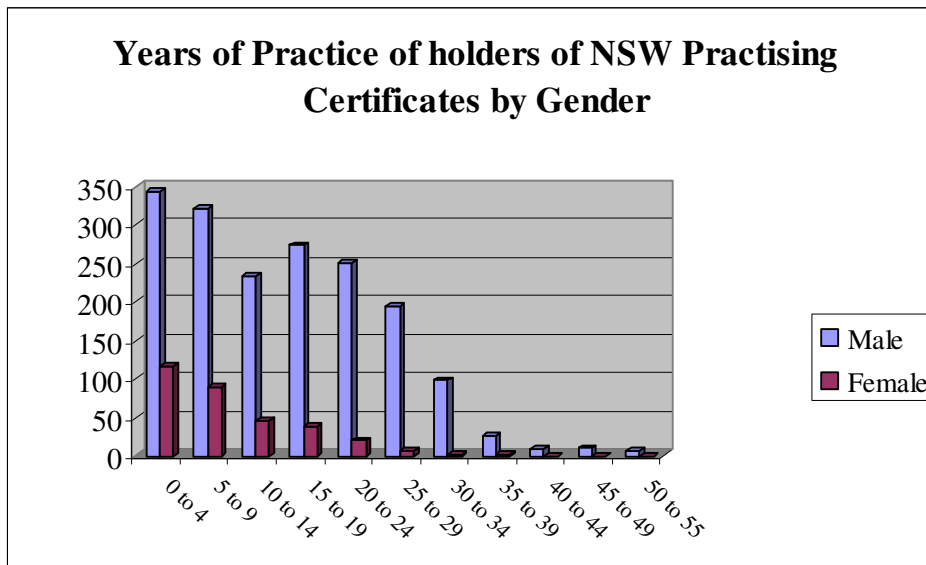
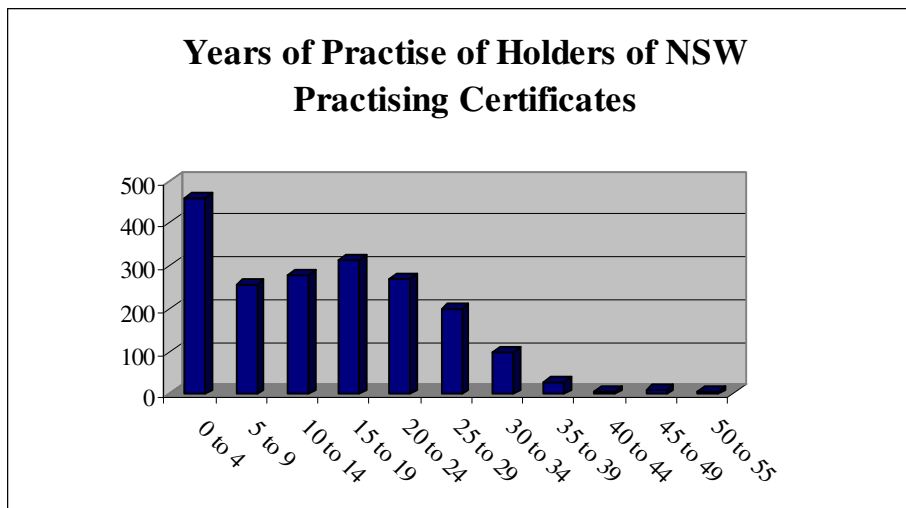


**Geographical Location of Junior Holders of
NSW Practising Certificates**



HOLDERS OF NSW PRACTISING CERTIFICATES – YEARS OF PRACTICE

	0 - 4	5 - 9	10 - 14	15 - 19	20 - 24	25 - 29	30 - 34	35 - 39	40 - 44	45 - 49	50 - 55	Total
Male	343	322	233	274	250	194	98	27	8	10	6	1765
Female	117	89	46	38	20	6	2	2	0	0	0	320
Total	460	255	279	312	270	200	100	29	8	10	6	2085
Percentage	22.06%	48.00%	13.38%	14.96%	12.95%	9.59%	4.80%	1.39%	0.38%	0.48%	0.29%	



HOLDERS OF NSW PRACTISING CERTIFICATES – E-MAIL ADDRESSES

No-Email Address	70
E-Mail Address	2015

