

**SECTION FIVE
PRACTICE AREAS
OF HOLDERS OF NSW PRACTISING
CERTIFICATES**

TABLE OF CONTENTS

APPROVED PRACTICE AREAS	3
ADMINISTRATIVE.....	4
ALTERNATIVE DISPUTE RESOLUTION (ARBITRATION/MEDIATION/EVALUATION)	4
APPELLATE.....	5
BANKING.....	5
BANKRUPTCY	6
BUILDING AND CONSTRUCTION	6
CIVIL AND HUMAN RIGHTS/DISCRIMINATION	7
COMMERCIAL	7
COMMUNICATIONS/MEDIA.....	8
CONFLICT OF LAWS	8
CONSTITUTIONAL	9
CONTRACTS.....	9
CORPORATE INSOLVENCY	10
CRIMINAL.....	10
CUSTOMS	11
DEFAMATION.....	11
DUST DISEASES	12
EQUITY	12
FAMILY LAW	13
INDUSTRIAL/EMPLOYMENT	13
INQUESTS, ROYAL COMMISSIONS AND STATUTORY TRIBUNALS	14
INSURANCE.....	14
INTELLECTUAL PROPERTY.....	15
INTERNATIONAL	15
LIQUOR LICENSING	16
LOCAL GOVERNMENT/ENVIRONMENTAL	16
LOCAL COURTS	17
MEDICAL NEGLIGENCE	17
MIGRATION	18
MOTOR ACCIDENTS	18
NATIVE TITLE.....	19
OCCUPATIONAL HEALTH AND SAFETY PROSECUTIONS.....	19
PERSONAL INJURY	20
PROFESSIONAL NEGLIGENCE.....	20
PROPERTY	21
SPORTS LAW	21
TAX.....	22
TRADE PRACTICES AND COMPETITION.....	22
TRANSPORTATION LAW (AVIATION/MARITIME)	23
WILLS AND PROBATE.....	23
WORKERS COMPENSATION	24

APPROVED PRACTICE AREAS

The list of practice areas contained on the Association's database was last reviewed by the Bar Council in early 2006. The rationalised list, set out below, was developed for consistency and to ensure that the search facility remained a useful searching tool for the use of solicitors and the public looking for a barrister to brief for their particular circumstances, and in terms of deriving useful statistics.

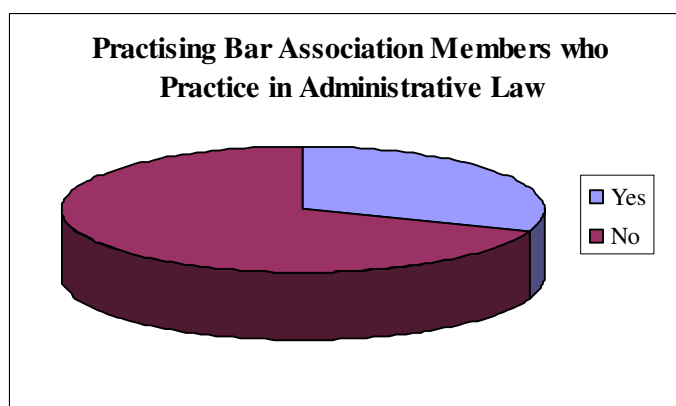
Please note that not all practising barristers advise the Association of their areas of practice and the Association does not take any responsibility for the accuracy of the information provided to it by members in relation to the areas in which they practice.

The approved list of practice areas is:

Administrative
Alternative Dispute Resolution (Arbitration/Mediation/Evaluation)
Appellate
Banking
Bankruptcy
Building and Construction
Civil & Human Rights/Discrimination
Commercial
Communications/Media
Conflict of Laws
Constitutional
Contracts
Corporate Insolvency
Criminal
Customs
Defamation
Dust Diseases
Equity
Family Law
Industrial/Employment
Inquests, Royal Commissions and Statutory Tribunals
Insurance
Intellectual Property
International
Liquor Licensing
Local Government/Environmental Law
Local Courts
Medical Negligence
Migration
Motor Accidents
Native title
Occupational Health and Safety Prosecutions
Personal Injury
Professional Negligence
Property
Sports Law
Tax
Trade Practices and Competition
Transportation Law (Aviation/Maritime)
Wills and Probate
Workers Compensation

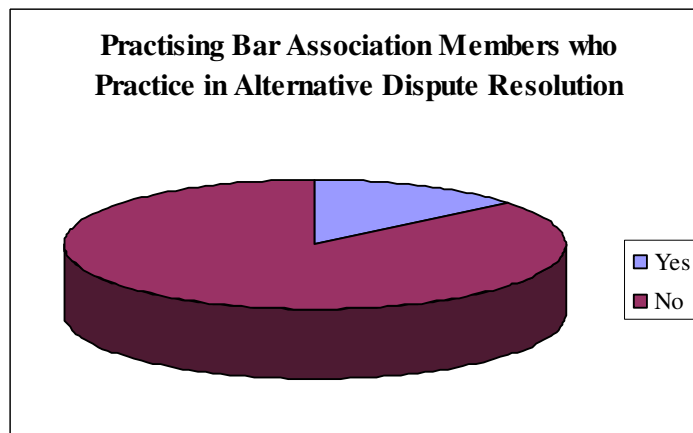
ADMINISTRATIVE

	Yes	No	Total	Percentage
Male	521	1178	1699	31%
Female	111	216	327	34%
Total	632	1394	2026	31%



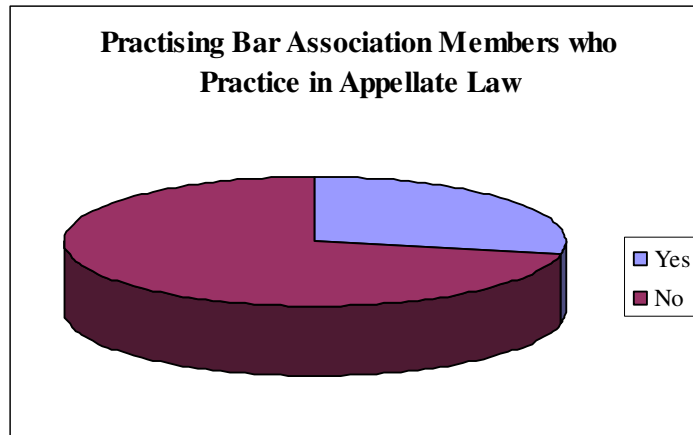
ALTERNATIVE DISPUTE RESOLUTION (ARBITRATION/MEDIATION/EVALUATION)

	Yes	No	Total	Percentage
Male	236	1463	1699	14%
Female	42	285	327	13%
Total	278	1748	2026	14%



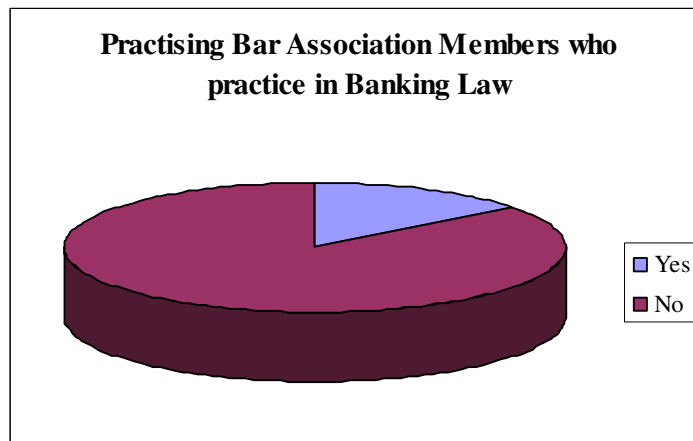
APPELLATE

	Yes	No	Total	Percentage
Male	482	1217	1699	28%
Female	34	293	327	10%
Total	516	1510	2026	25%



BANKING

	Yes	No	Total	Percentage
Male	247	1452	1699	15%
Female	22	305	327	7%
Total	269	1757	2026	13%



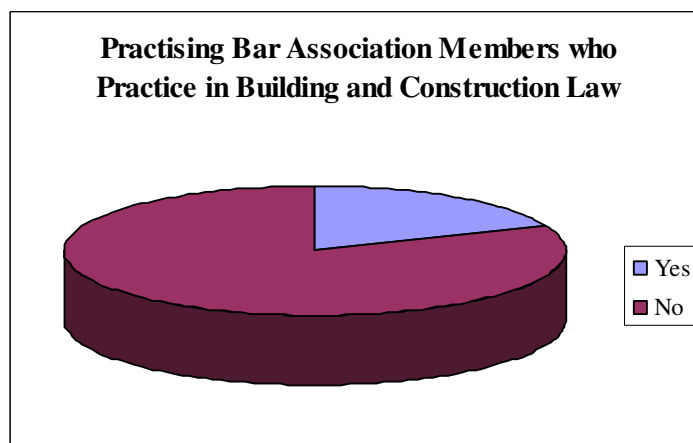
BANKRUPTCY

	Yes	No	Total	Percentage
Male	103	1596	1699	6%
Female	21	306	327	6%
Total	124	1902	2026	6%



BUILDING AND CONSTRUCTION

	Yes	No	Total	Percentage
Male	316	1383	1699	19%
Female	33	294	327	10%
Total	349	1677	2026	17%



CIVIL AND HUMAN RIGHTS/DISCRIMINATION

	Yes	No	Total	Percentage
Male	175	1524	1699	10%
Female	64	263	327	20%
Total	239	1787	2026	12%



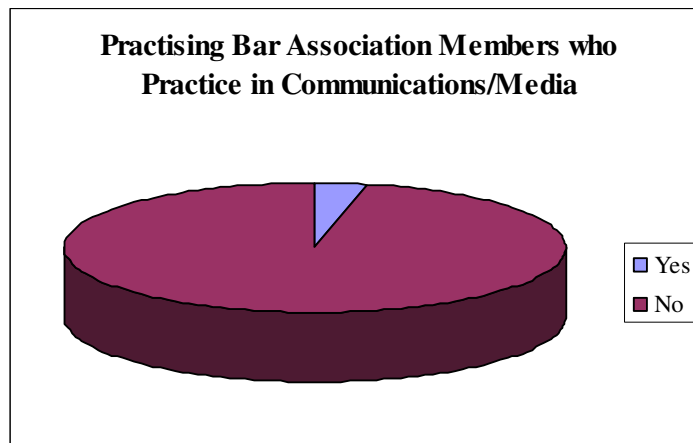
COMMERCIAL

	Yes	No	Total	Percentage
Male	765	934	1699	45%
Female	125	202	327	38%
Total	890	1136	2026	44%



COMMUNICATIONS/MEDIA

	Yes	No	Total	Percentage
Male	57	1642	1699	3%
Female	11	316	327	3%
Total	68	1958	2026	3%



CONFLICT OF LAWS

	Yes	No	Total	Percentage
Male	53	1646	1699	3%
Female	9	318	327	2.8%
Total	62	1964	2026	3%



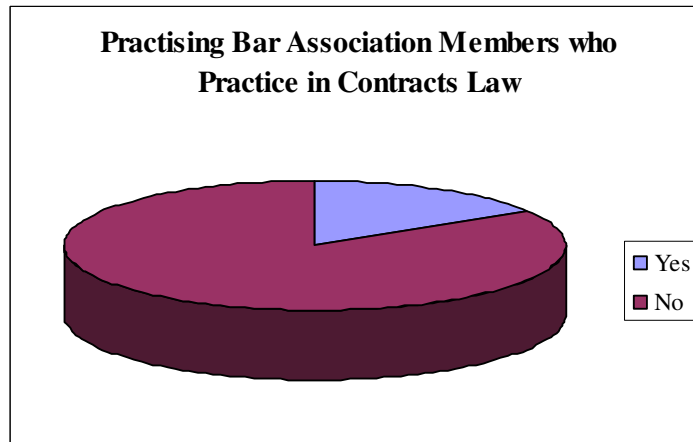
CONSTITUTIONAL

	Yes	No	Total	Percentage
Male	142	1557	1699	8%
Female	22	305	327	7%
Total	164	1862	2026	8%



CONTRACTS

	Yes	No	Total	Percentage
Male	274	1425	1699	16%
Female	54	273	327	17%
Total	328	1698	2026	16%



CORPORATE INSOLVENCY

	Yes	No	Total	Percentage
Male	111	1588	1699	7%
Female	22	305	327	7%
Total	133	1893	2026	7%



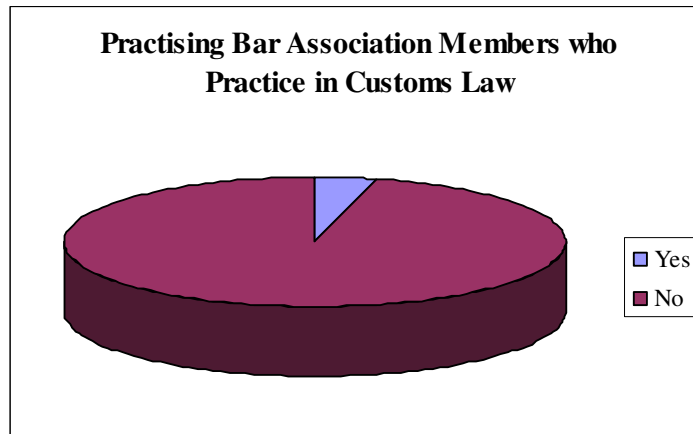
CRIMINAL

	Yes	No	Total	Percentage
Male	601	1098	1699	35%
Female	103	224	327	31%
Total	704	1322	2026	35%



CUSTOMS

	Yes	No	Total	Percentage
Male	65	1634	1699	4%
Female	6	321	327	2%
Total	71	1955	2026	4%



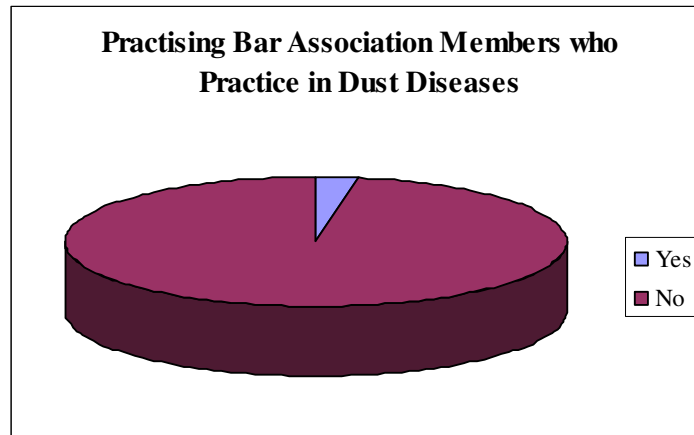
DEFAMATION

	Yes	No	Total	Percentage
Male	124	1575	1699	7%
Female	34	293	327	10%
Total	158	1868	2026	8%



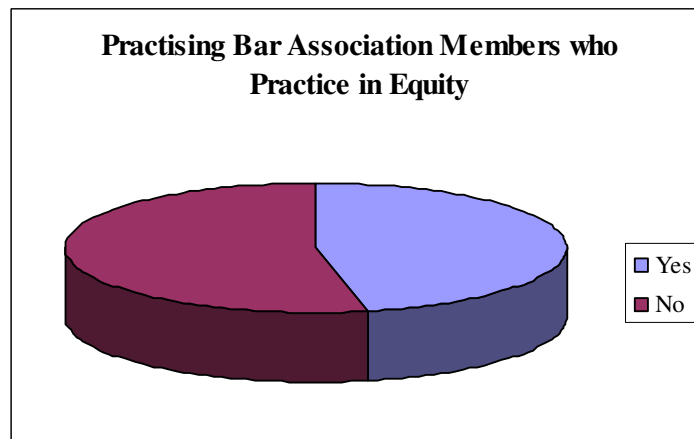
DUST DISEASES

	Yes	No	Total	Percentage
Male	46	1653	1699	3%
Female	7	320	327	2%
Total	53	1973	2026	3%



EQUITY

	Yes	No	Total	Percentage
Male	792	907	1699	47%
Female	131	196	327	40%
Total	923	1103	2026	46%



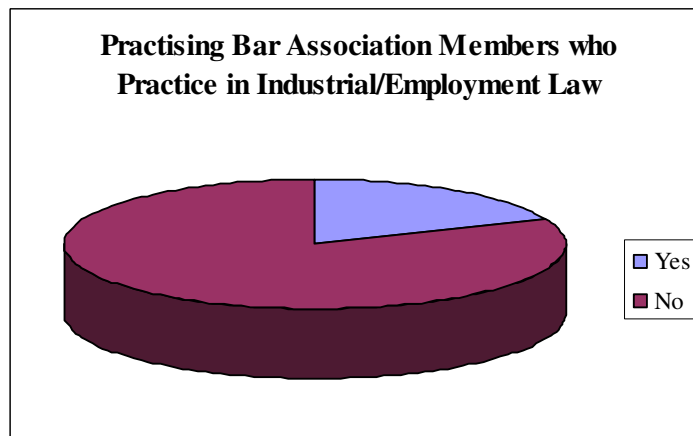
FAMILY LAW

	Yes	No	Total	Percentage
Male	219	1480	1699	13%
Female	80	247	327	24%
Total	299	1727	2026	15%



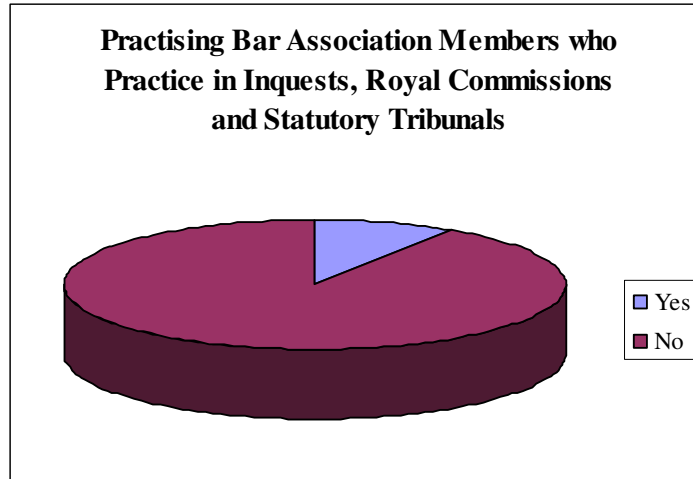
INDUSTRIAL/EMPLOYMENT

	Yes	No	Total	Percentage
Male	318	1381	1699	19%
Female	52	275	327	16%
Total	370	1656	2026	18%



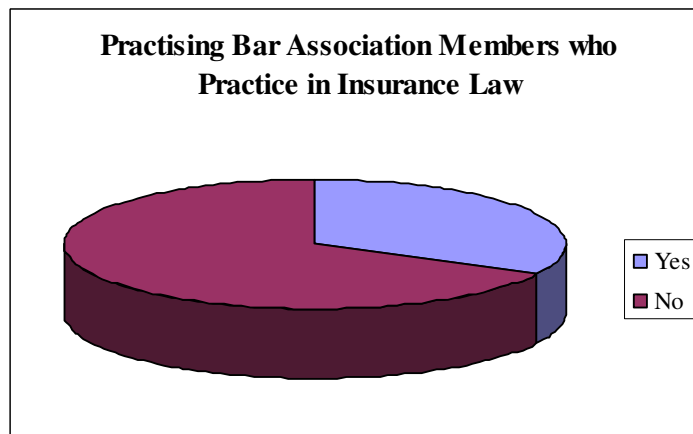
INQUESTS, ROYAL COMMISSIONS AND STATUTORY TRIBUNALS

	Yes	No	Total	Percentage
Male	158	1541	1699	9%
Female	25	302	327	8%
Total	183	1843	2026	9%



INSURANCE

	Yes	No	Total	Percentage
Male	559	1140	1699	33%
Female	47	280	327	14%
Total	606	1420	2026	30%



INTELLECTUAL PROPERTY

	Yes	No	Total	Percentage
Male	186	1513	1699	11%
Female	40	287	327	12%
Total	226	1800	2026	11%



INTERNATIONAL

	Yes	No	Total	Percentage
Male	83	1616	1699	5%
Female	14	313	327	4%
Total	97	1929	2026	5%



LIQUOR LICENSING

	Yes	No	Total	Percentage
Male	60	1639	1699	4%
Female	7	320	327	2%
Total	67	1959	2026	3%



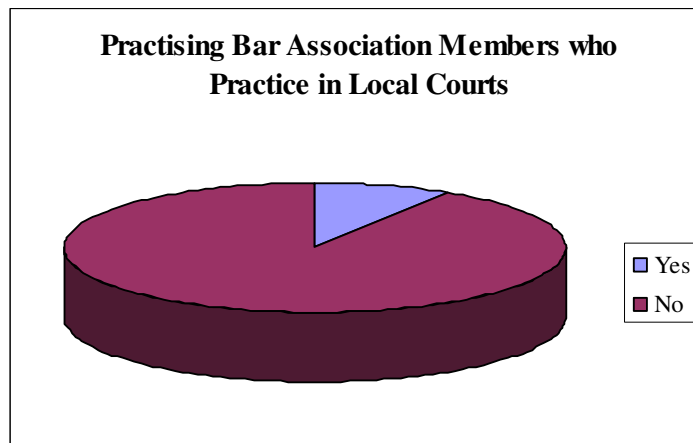
LOCAL GOVERNMENT/ENVIRONMENTAL

	Yes	No	Total	Percentage
Male	195	1504	1699	11%
Female	20	307	327	6%
Total	215	1811	2026	11%



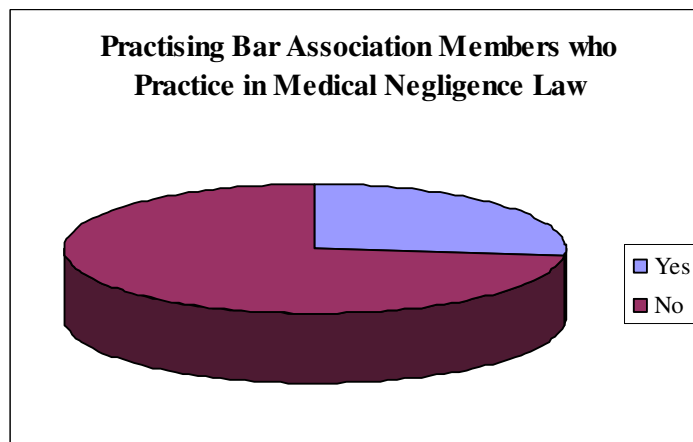
LOCAL COURTS

	Yes	No	Total	Percentage
Male	149	1550	1699	9%
Female	33	294	327	10%
Total	182	1844	2026	9%



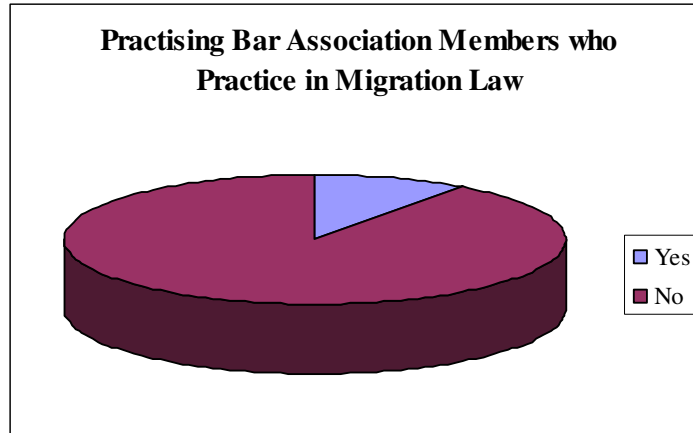
MEDICAL NEGLIGENCE

	Yes	No	Total	Percentage
Male	458	1241	1699	27%
Female	57	270	327	17%
Total	515	1511	2026	25%



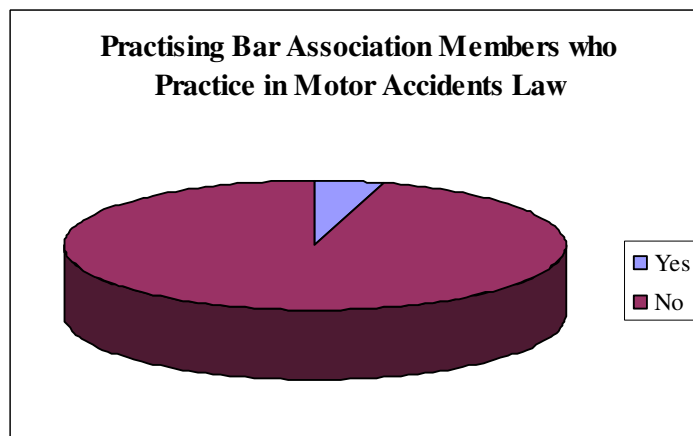
MIGRATION

	Yes	No	Total	Percentage
Male	169	1530	1699	10%
Female	37	290	327	11%
Total	206	1820	2026	10%




MOTOR ACCIDENTS

	Yes	No	Total	Percentage
Male	74	1625	1699	4%
Female	11	316	327	3%
Total	85	1941	2026	4%



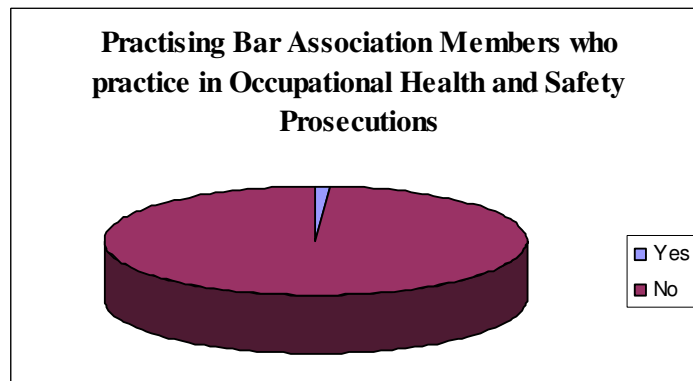
NATIVE TITLE

	Yes	No	Total	Percentage
Male	51	1648	1699	3%
Female	23	304	327	7%
Total	74	1952	2026	4%



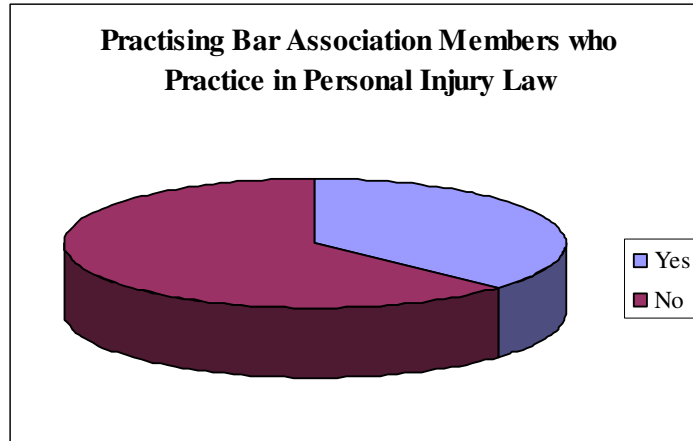
OCCUPATIONAL HEALTH AND SAFETY PROSECUTIONS

	Yes	No	Total	Percentage
Male	20	1679	1699	1%
Female	5	322	327	2%
Total	25	2001	2026	1%



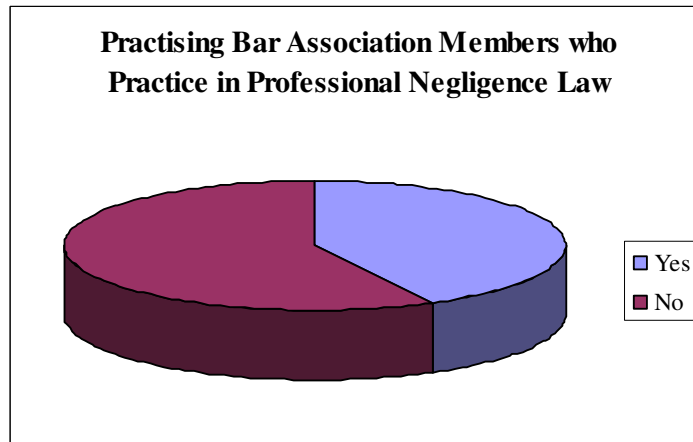
PERSONAL INJURY

	Yes	No	Total	Percentage
Male	628	1071	1699	37%
Female	74	253	327	23%
Total	702	1324	2026	35%



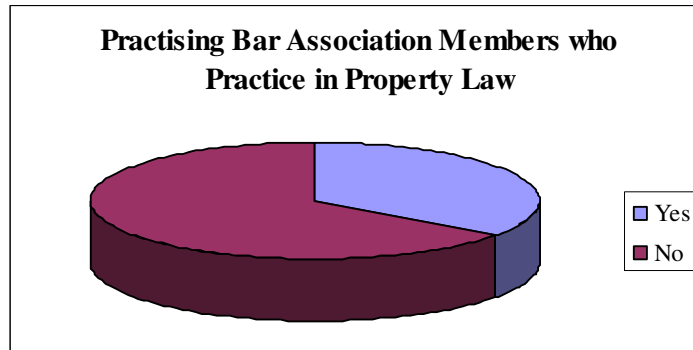
PROFESSIONAL NEGLIGENCE

	Yes	No	Total	Percentage
Male	718	981	1699	42%
Female	75	252	327	23%
Total	793	1233	2026	39%



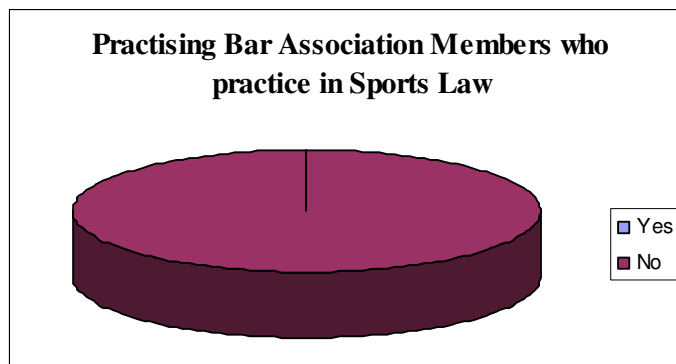
PROPERTY

	Yes	No	Total	Percentage
Male	615	1084	1699	36%
Female	97	230	327	30%
Total	712	1314	2026	35%



SPORTS LAW

	Yes	No	Total	Percentage
Male	2	1697	1699	0%
Female	0	327	327	0%
Total	2	2024	2026	0%



TAX

	Yes	No	Total	Percentage
Male	84	1615	1699	5%
Female	18	309	327	6%
Total	102	1924	2026	5%



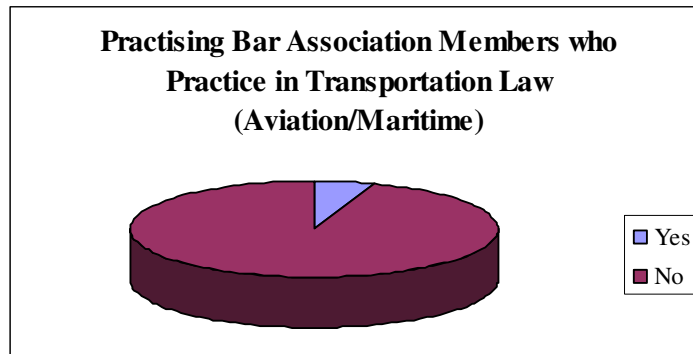
TRADE PRACTICES AND COMPETITION

	Yes	No	Total	Percentage
Male	467	1232	1699	27%
Female	62	265	327	19%
Total	529	1497	2026	26%



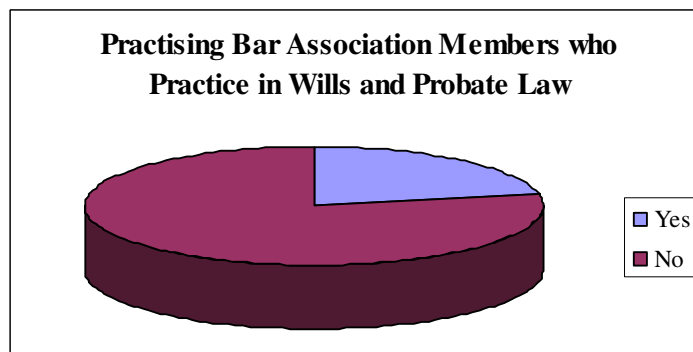
TRANSPORTATION LAW (AVIATION/MARITIME)

	Yes	No	Total	Percentage
Male	103	1596	1699	6%
Female	5	322	327	2%
Total	108	1918	2026	5%



WILLS AND PROBATE

	Yes	No	Total	Percentage
Male	373	1326	1699	22%
Female	73	254	327	22%
Total	446	1580	2026	22%



WORKERS COMPENSATION

	Yes	No	Total	Percentage
Male	247	1452	1699	15%
Female	30	297	327	9%
Total	277	1749	2026	14%

