

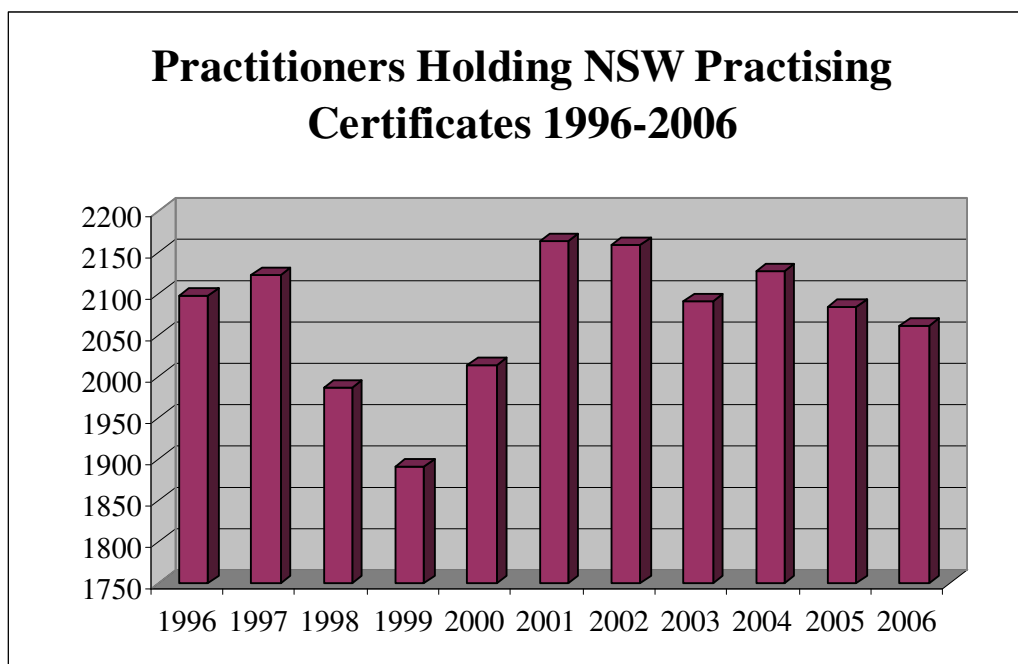
SECTION THREE
THE NSW BAR
ALL HOLDERS OF NSW PRACTISING
CERTIFICATES
(INCLUDING INTERSTATE AND OVERSEAS)

TABLE OF CONTENTS

HOLDERS OF NSW PRACTISING CERTIFICATES 1996-2006	3
HOLDERS OF NSW PRACTISING CERTIFICATES BY GENDER	4
AGES OF HOLDERS OF NSW PRACTISING CERTIFICATES	5
GEOGRAPHICAL LOCATION OF HOLDERS OF NSW PRACTISING CERTIFICATES	6
HOLDERS OF NSW PRACTISING CERTIFICATES – SENIORS AND JUNIORS	7
HOLDERS OF NSW PRACTISING CERTIFICATES – SENIORS AND JUNIORS BY GEOGRAPHICAL LOCATION.....	8
HOLDERS OF NSW PRACTISING CERTIFICATES – YEARS OF PRACTICE	9
HOLDERS OF NSW PRACTISING CERTIFICATES – E-MAIL ADDRESSES.....	10

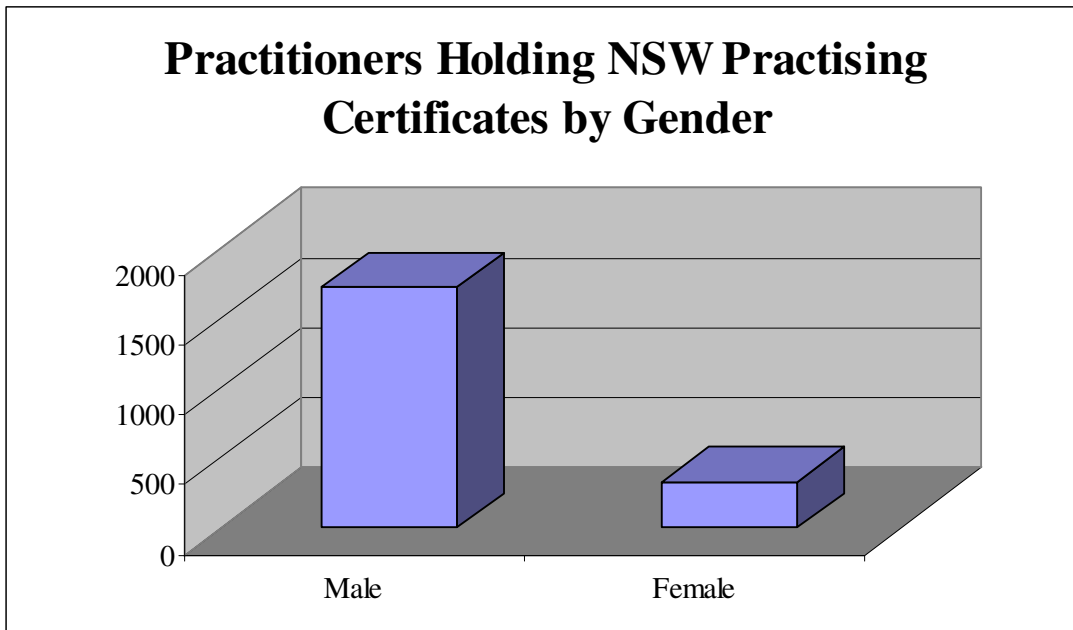
HOLDERS OF NSW PRACTISING CERTIFICATES 1996-2006

1996	2097	
1997	2122	1.19%
1998	1987	-6.36%
1999	1890	-4.88%
2000	2013	6.51%
2001	2164	2.29%
2002	2160	-0.18%
2003	2091	-3.20%
2004	2127	1.72%
2005	2085	0.52%
2006	2062	-1.10%



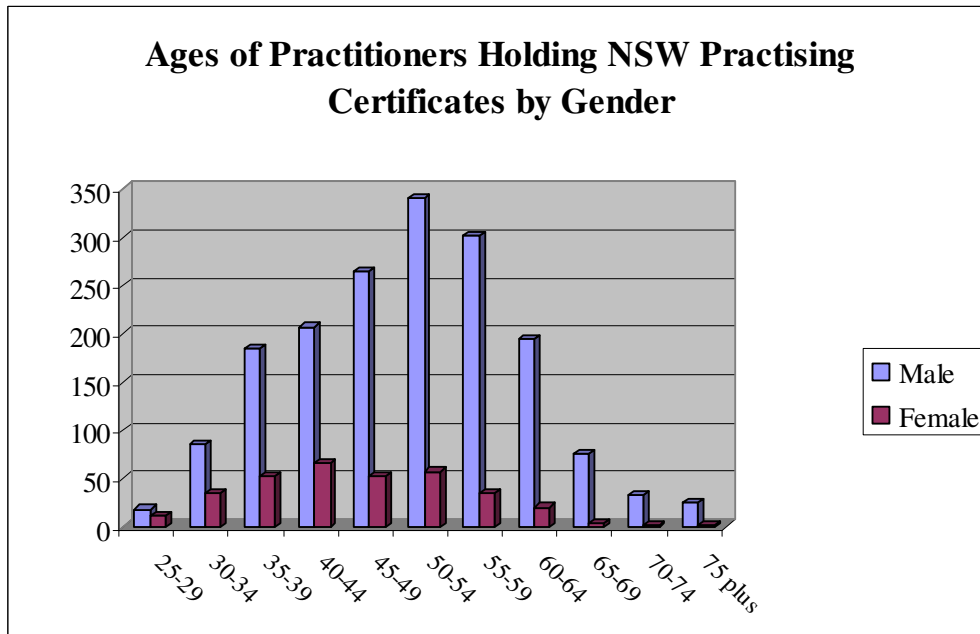
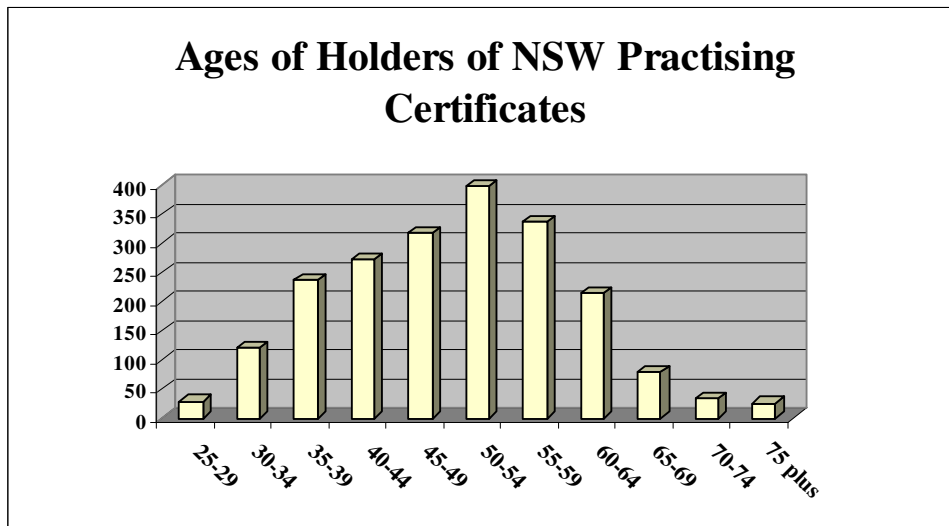
HOLDERS OF NSW PRACTISING CERTIFICATES BY GENDER

	2006	Percentage
Male	1728	83.80%
Female	334	16.20%
Total	2062	



AGES OF HOLDERS OF NSW PRACTISING CERTIFICATES

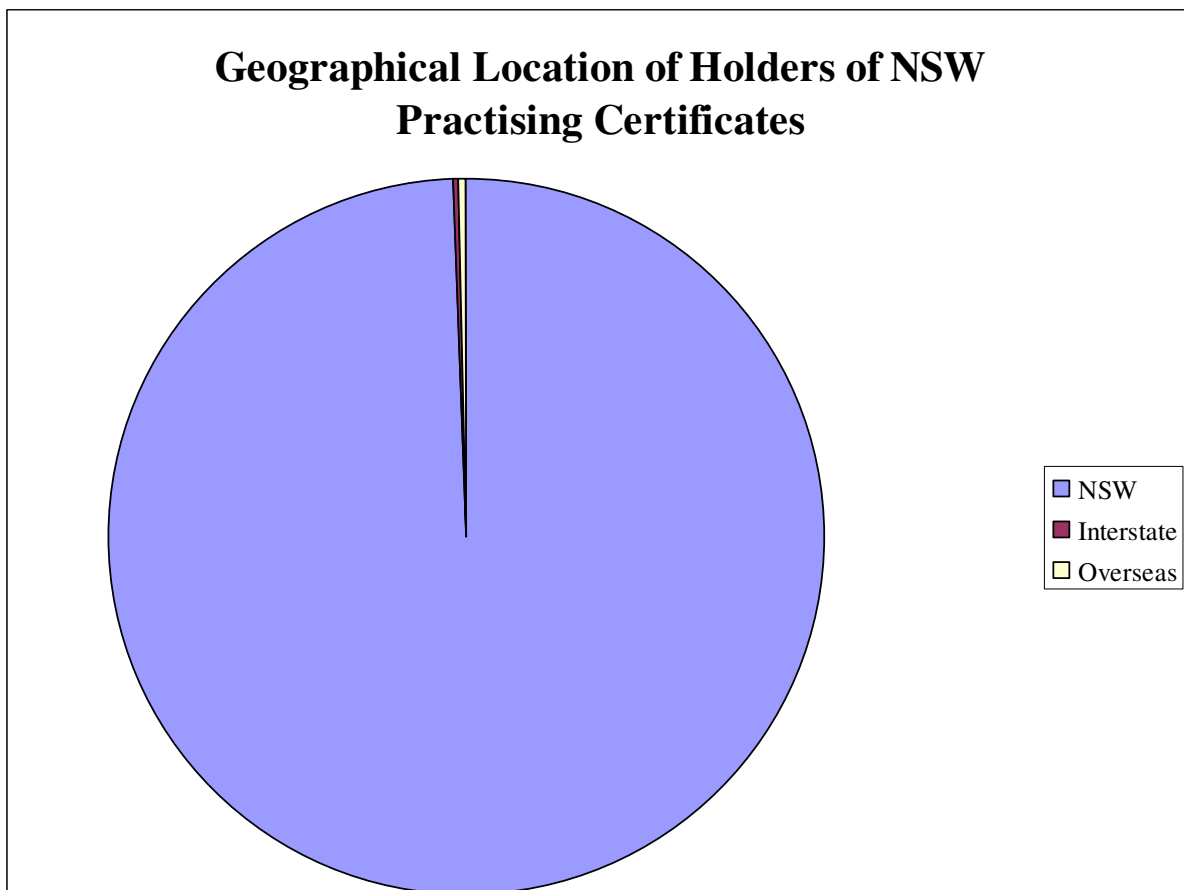
	25-29	30-34	35-39	40-44	45-49	50-54	55-59	60-64	65-69	70-74	75 plus	Total
Male	18	85	184	207	265	340	302	194	76	32	25	1728
Female	11	35	53	66	52	57	34	20	3	2	1	334
Total	29	120	237	273	317	397	336	214	79	34	26	2062
Percentage	1.41%	5.82%	11.49%	13.24%	15.37%	19.25%	16.29%	10.38%	3.83%	1.65%	1.26%	



GEOGRAPHICAL LOCATION OF HOLDERS OF NSW PRACTISING CERTIFICATES

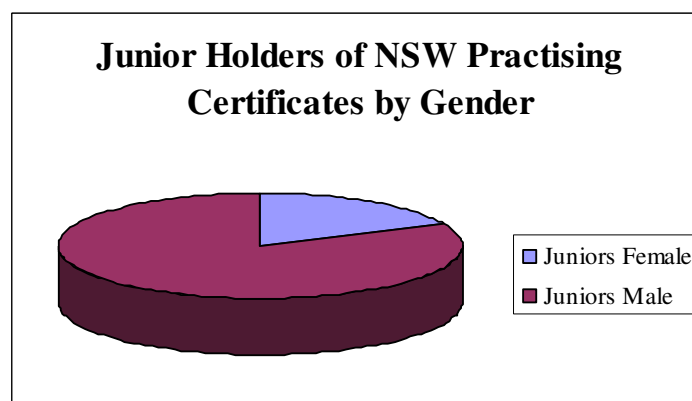
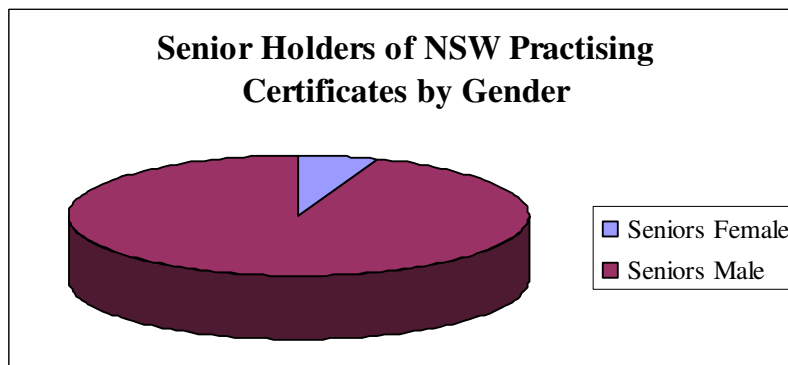
	2006 Male	2006 Female	Total	Percentage
NSW	1716	334	2050	99.42%
Interstate*	8	0	8	0.39%
Overseas	4	0	4	0.19%
Total	1728	334	2062	

* Address is interstate but principal place of practice is NSW



HOLDERS OF NSW PRACTISING CERTIFICATES – SENIORS AND JUNIORS

	Total	Percentage
Male Senior Bar	308	14.94%
Female Senior Bar	18	0.87%
Male Junior Bar	1420	68.87%
Female Junior Bar	316	15.32%
Total	2062	

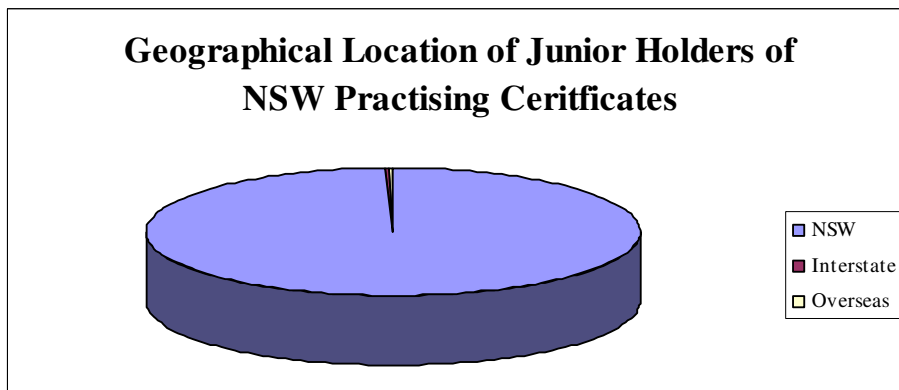
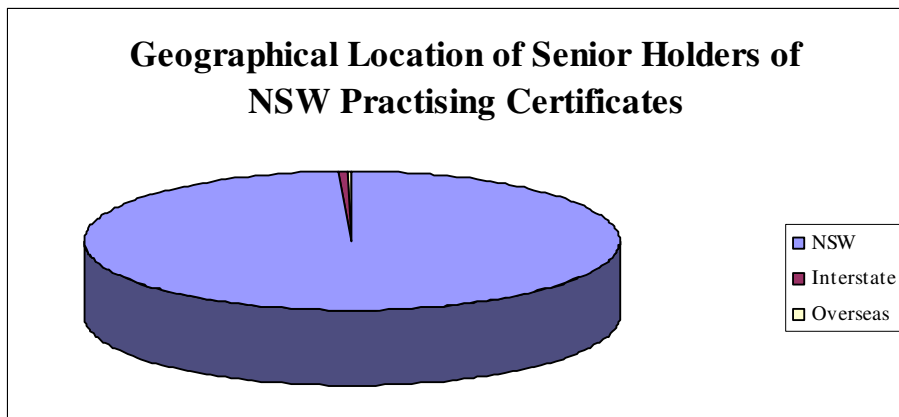


NOTE: Senior Counsel (QC and SC) are commonly called ‘silks’. SCs have been appointed since 1993 and replaced the appointment of Queen’s Counsel. The term ‘junior’ barrister means all barristers except those who have been appointed Senior Counsel (QC or S.C.). The term ‘junior’ barrister does not indicate the ability or number of years at the Bar; for example some ‘juniors’ have been practising for 30 years.

HOLDERS OF NSW PRACTISING CERTIFICATES – SENIORS AND JUNIORS BY GEOGRAPHICAL LOCATION

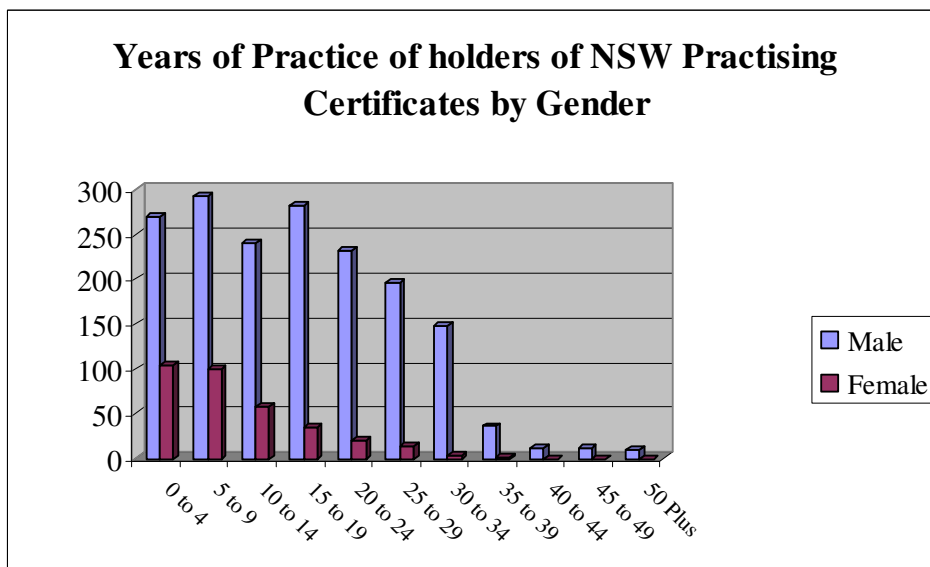
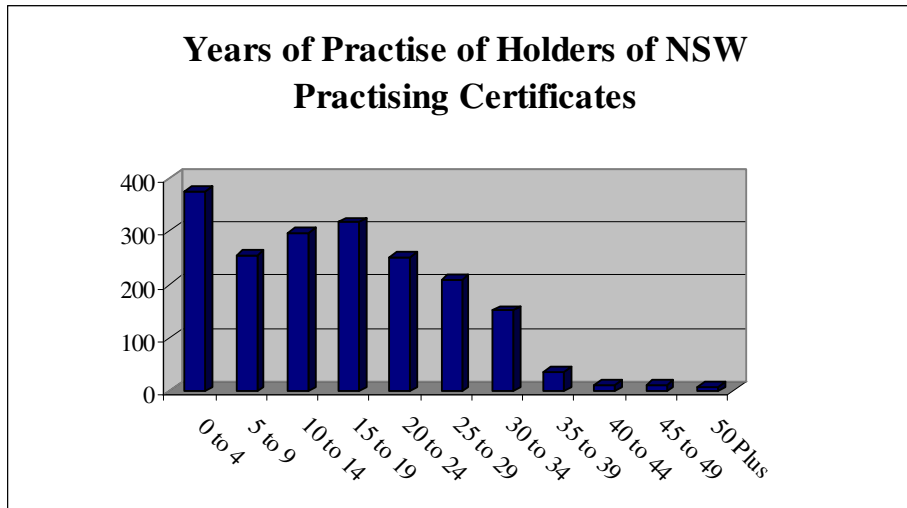
	Seniors	Juniors	Total
NSW	323	1727	2050
Interstate	2	6	8
Overseas	1	3	4
Total	326	1736	2062

* Address is interstate but principal place of practice is NSW



HOLDERS OF NSW PRACTISING CERTIFICATES – YEARS OF PRACTICE

	0 to 4	5 to 9	10 to 14	15 to 19	20 to 24	25 to 29	30 to 34	35 to 39	40 to 44	45 to 49	50 Plus	Total
Male	270	293	240	281	231	196	148	36	12	12	9	1728
Female	104	100	57	35	21	13	3	1	0	0	0	334
Total	374	255	297	316	252	209	151	37	12	12	9	2062
Percentage	18.14%	48.00%	14.40%	15.32%	12.22%	10.14%	7.32%	1.79%	0.58%	0.58%	0.44%	



HOLDERS OF NSW PRACTISING CERTIFICATES – E-MAIL ADDRESSES

	No E-mail Address	E-mail Address	Total	% with E-mail
Male	41	1687	1728	97.63%
Female	4	330	334	98.80%
Total	45	2017	2062	97.82%

