

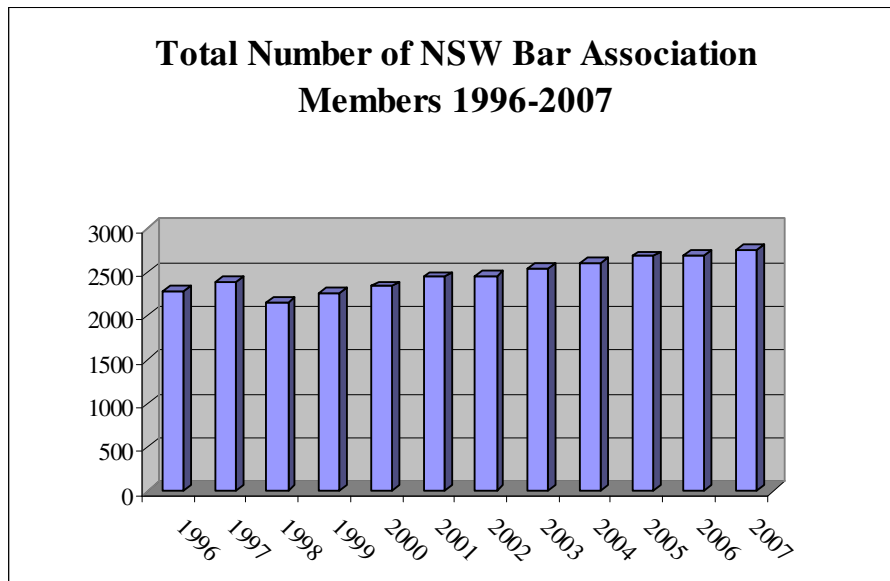
SECTION ONE
ALL MEMBERS OF THE NSW BAR
ASSOCIATION
(PRACTISING AND NON PRACTISING)

TABLE OF CONTENTS

| | |
|--|---|
| TOTAL NUMBER OF MEMBERS..... | 3 |
| MEMBERSHIP DISTRIBUTION BY GENDER..... | 4 |
| MEMBERSHIP DISTRIBUTION BY CATEGORY 1996 - 2007..... | 5 |
| GEOGRAPHICAL LOCATION OF MEMBERS | 6 |
| AGES OF MEMBERS | 7 |
| SENIOR AND JUNIOR MEMBERS (INNER/OUTER BAR)..... | 8 |
| E-MAIL ADDRESSES..... | 9 |

TOTAL NUMBER OF MEMBERS 1996-2007

| Year | Total | Annual % Change |
|------|-------|-----------------|
| 1996 | 2290 | |
| 1997 | 2390 | 4.37% |
| 1998 | 2161 | -9.06% |
| 1999 | 2265 | 4.81% |
| 2000 | 2337 | 3.18% |
| 2001 | 2443 | 4.53% |
| 2002 | 2448 | 0.20% |
| 2003 | 2537 | 3.60% |
| 2004 | 2609 | 2.84% |
| 2005 | 2680 | 2.72% |
| 2006 | 2685 | 0.19% |
| 2007 | 2764 | 2.94% |



MEMBERSHIP DISTRIBUTION BY GENDER

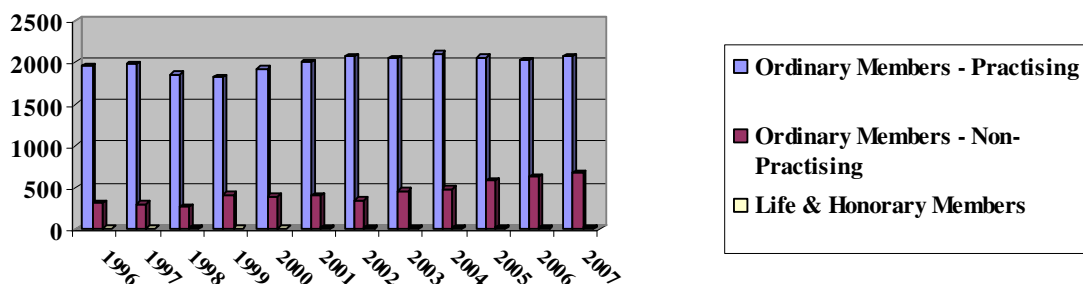
| | 2007 | Percentage |
|--------|------|------------|
| Male | 2288 | 83% |
| Female | 476 | 17% |
| Total | 2764 | |



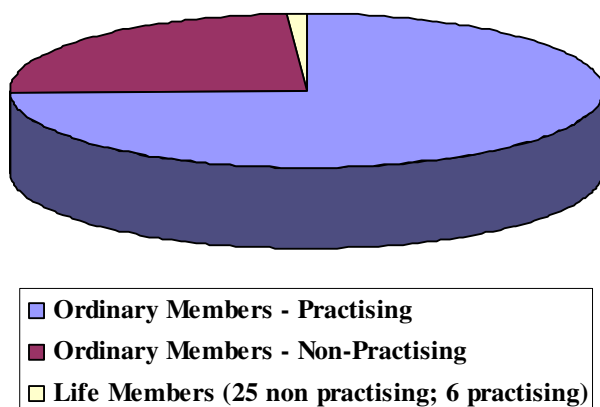
MEMBERSHIP DISTRIBUTION BY CATEGORY 1996 - 2007

| | 1996 | 1997 | 1998 | 1999 | 2000 | 2001 | 2002 | 2003 | 2004 | 2005 | 2006 | 2007 |
|--|------|------|------|------|------|------|------|------|------|------|------|------|
| Ordinary Members - Practising | 1951 | 1976 | 1854 | 1825 | 1919 | 1999 | 2066 | 2041 | 2099 | 2055 | 2020 | 2061 |
| Ordinary Members - Non-Practising | 320 | 313 | 282 | 420 | 397 | 416 | 353 | 466 | 486 | 595 | 634 | 672 |
| Life & Honorary Members | 19 | 20 | 25 | 20 | 21 | 28 | 29 | 30 | 24 | 30 | 31 | 31 |
| Total Number of Members | 2290 | 2309 | 2161 | 2265 | 2337 | 2443 | 2448 | 2537 | 2609 | 2680 | 2685 | 2764 |

**Membership of the NSW Bar Association by Category
1996-2007**



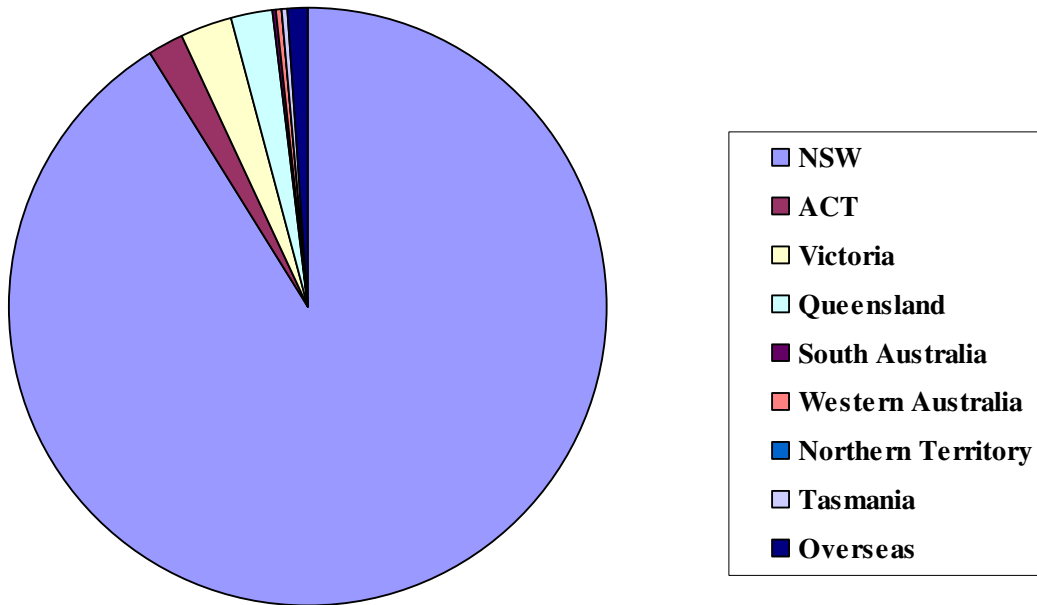
Bar Association Membership by Category 2007



GEOGRAPHICAL LOCATION OF MEMBERS

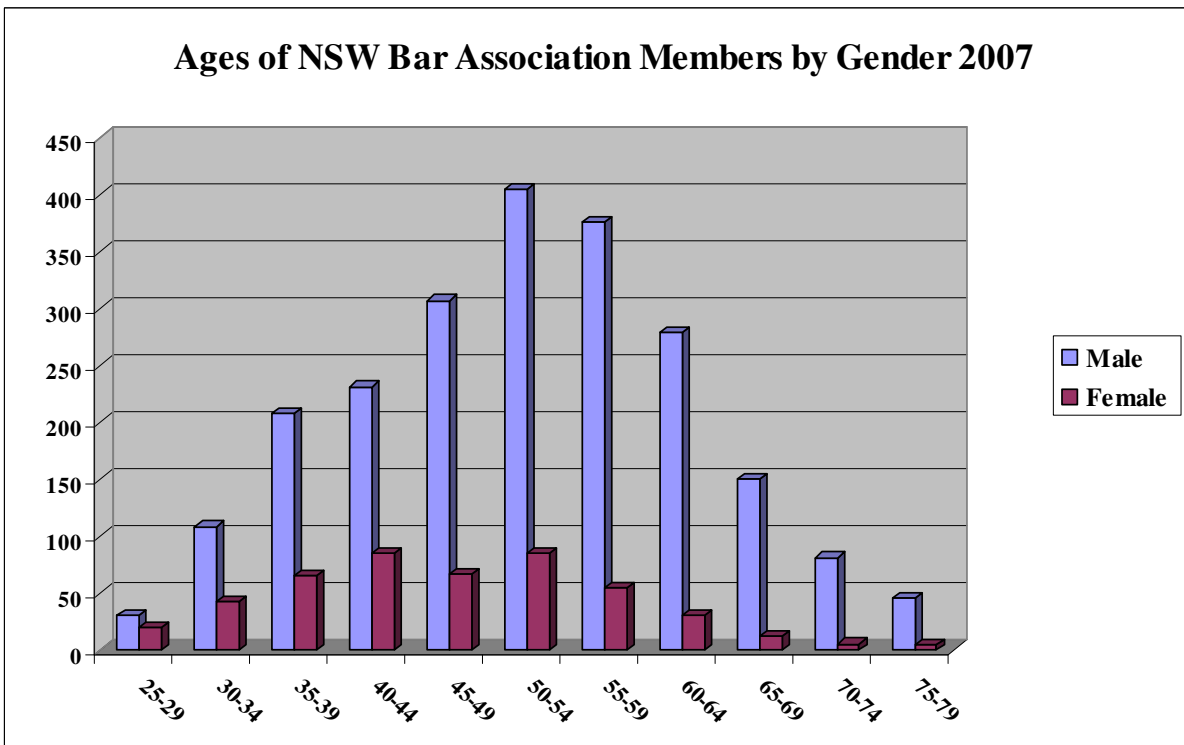
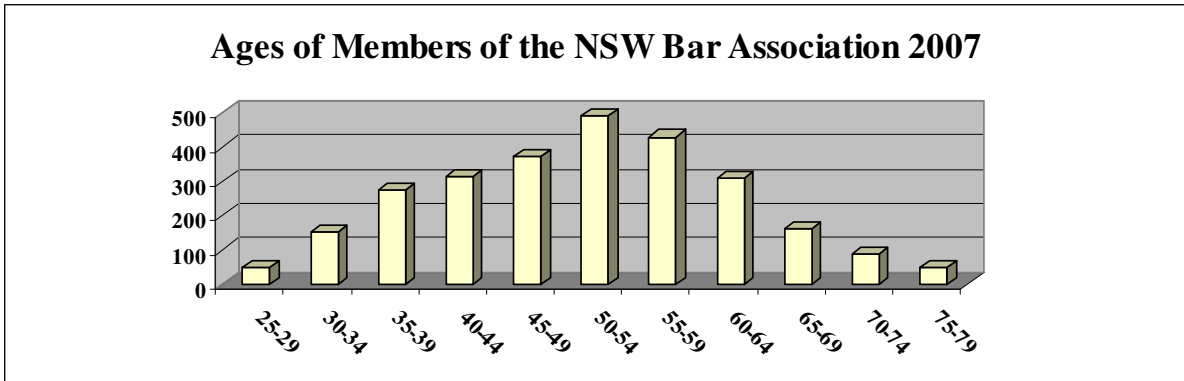
| | 2007 Male | 2007 Female | Total | Percentage |
|--------------------|-------------|-------------|-------------|------------|
| NSW | 2064 | 457 | 2521 | 91.21% |
| ACT | 44 | 7 | 51 | 1.85% |
| Victoria | 69 | 6 | 75 | 2.71% |
| Queensland | 62 | 1 | 63 | 2.28% |
| South Australia | 8 | 0 | 8 | 0.29% |
| Western Australia | 9 | 1 | 10 | 0.36% |
| Northern Territory | 0 | 0 | 0 | 0.00% |
| Tasmania | 2 | 0 | 2 | 0.07% |
| Overseas | 30 | 4 | 34 | 1.23% |
| Total | 2288 | 476 | 2764 | |

Location of NSW Bar Association Members 2007



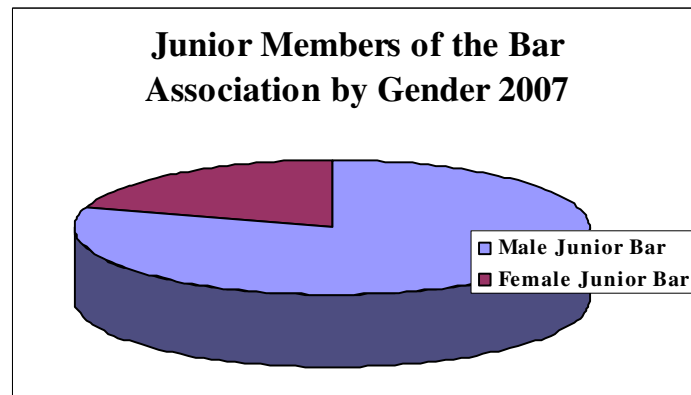
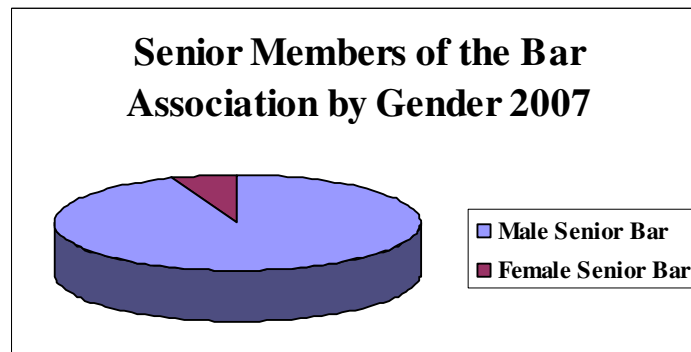
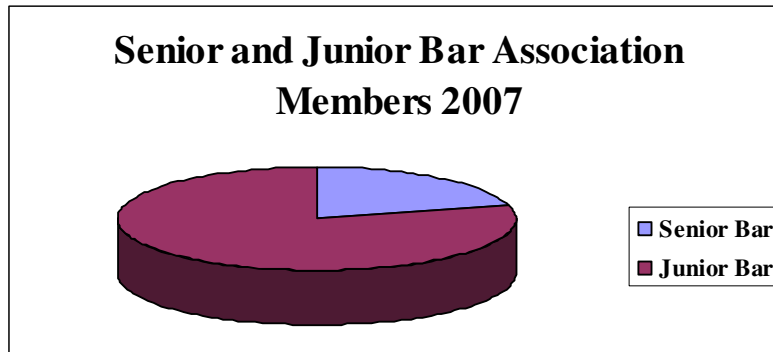
AGES OF MEMBERS

| | 20-25 | 25-29 | 30-34 | 35-39 | 40-44 | 45-49 | 50-54 | 55-59 | 60-64 | 65-69 | 70-74 | 75-79 | 80 Plus | Total |
|-------------------|-------|-------|-------|-------|--------|--------|--------|--------|--------|-------|-------|-------|---------|-------|
| Male | 0 | 30 | 108 | 208 | 231 | 307 | 405 | 376 | 279 | 150 | 81 | 45 | 42 | 2262 |
| Female | 2 | 20 | 42 | 65 | 85 | 66 | 85 | 54 | 30 | 12 | 5 | 4 | 2 | 472 |
| Total | 2 | 50 | 150 | 273 | 316 | 373 | 490 | 430 | 309 | 162 | 86 | 49 | 44 | 2734 |
| Percentage | 0.07% | 1.83% | 5.49% | 9.99% | 11.56% | 13.64% | 17.92% | 15.73% | 11.30% | 5.93% | 3.15% | 1.79% | 1.61% | |



SENIOR AND JUNIOR MEMBERS (INNER/OUTER BAR)

| | Total | Percentage |
|-------------------|-------------|------------|
| Male Senior Bar | 536 | 19.39% |
| Female Senior Bar | 33 | 1.19% |
| Male Junior Bar | 1752 | 63.39% |
| Female Junior Bar | 443 | 16.03% |
| Total | 2764 | |



NOTE: Senior Counsel (QC and SC) are commonly called ‘silks’. SCs have been appointed since 1993 and replaced the appointment of Queen’s Counsel. The term ‘junior’ barrister means all barristers except those who have been appointed Senior Counsel (QC or SC). The term ‘junior barrister’ does not indicate the ability or number of years at the Bar; for example some ‘juniors’ have been practising for 30 years.

E-MAIL ADDRESSES

| | No E-mail Address | E-mail Address | Total | % with E-mail |
|---------------|-------------------|----------------|-------|---------------|
| Male | 88 | 2200 | 2288 | 96.15% |
| Female | 10 | 466 | 476 | 97.90% |
| Total | 98 | 2666 | 2764 | |

**E-Mail Addresses of NSW Bar Association Members
2007**

