

**SECTION FIVE  
PRACTICE AREAS  
OF HOLDERS OF NSW PRACTISING  
CERTIFICATES**

# TABLE OF CONTENTS

---

APPROVED PRACTICE AREAS.....	3
ADMINISTRATIVE.....	4
ALTERNATIVE DISPUTE RESOLUTION (ARBITRATION/MEDIATION/EVALUATION).....	4
APPELLATE.....	5
BANKING.....	5
BANKRUPTCY.....	6
BUILDING AND CONSTRUCTION.....	6
CIVIL AND HUMAN RIGHTS/DISCRIMINATION.....	7
COMMERCIAL.....	7
COMMUNICATIONS/MEDIA.....	8
CONFLICT OF LAWS.....	8
CONSTITUTIONAL.....	9
CONTRACTS.....	9
CORPORATE INSOLVENCY.....	10
CRIMINAL.....	10
CUSTOMS.....	11
DEFAMATION.....	11
DUST DISEASES.....	12
EQUITY.....	12
FAMILY LAW.....	13
INDUSTRIAL/EMPLOYMENT.....	13
INQUESTS, ROYAL COMMISSIONS AND STATUTORY TRIBUNALS.....	14
INSURANCE.....	14
INTELLECTUAL PROPERTY.....	15
INTERNATIONAL.....	15
LIQUOR LICENSING.....	16
LOCAL GOVERNMENT/ENVIRONMENTAL.....	16
LOCAL COURTS.....	17
MEDICAL NEGLIGENCE.....	17
MIGRATION.....	18
MOTOR ACCIDENTS.....	18
NATIVE TITLE.....	19
OCCUPATIONAL HEALTH AND SAFETY PROSECUTIONS.....	19
PERSONAL INJURY.....	20
PROFESSIONAL NEGLIGENCE.....	20
PROPERTY.....	21
SPORTS LAW.....	21
TAX.....	22
TRADE PRACTICES AND COMPETITION.....	22
TRANSPORTATION LAW (AVIATION/MARITIME).....	23
WILLS AND PROBATE.....	23
WORKERS COMPENSATION.....	24

# APPROVED PRACTICE AREAS

---

The list of practice areas contained on the Association's database was last reviewed by the Bar Council in 2006. The rationalised list, set out below, was developed for consistency and to ensure that the search facility remained a useful searching tool for the use of solicitors and the public looking for a barrister to brief for their particular circumstances, and in terms of deriving useful statistics.

Please note that not all practising barristers advise the Association of their areas of practice and the Association does not take any responsibility for the accuracy of the information provided to it by members in relation to the areas in which they practice.

The approved list of practice areas is:

Administrative  
Alternative Dispute Resolution (Arbitration/Mediation/Evaluation)  
Appellate  
Banking  
Bankruptcy  
Building and Construction  
Civil & Human Rights/Discrimination  
Commercial  
Communications/Media  
Conflict of Laws  
Constitutional  
Contracts  
Corporate Insolvency  
Criminal  
Customs  
Defamation  
Dust Diseases  
Equity  
Family Law  
Industrial/Employment  
Inquests, Royal Commissions and Statutory Tribunals  
Insurance  
Intellectual Property  
International  
Liquor Licensing  
Local Government/Environmental Law  
Local Courts  
Medical Negligence  
Migration  
Motor Accidents  
Native title  
Occupational Health and Safety Prosecutions  
Personal Injury  
Professional Negligence  
Property  
Sports Law  
Tax  
Trade Practices and Competition  
Transportation Law (Aviation/Maritime)  
Wills and Probate  
Workers Compensation

## ADMINISTRATIVE

---

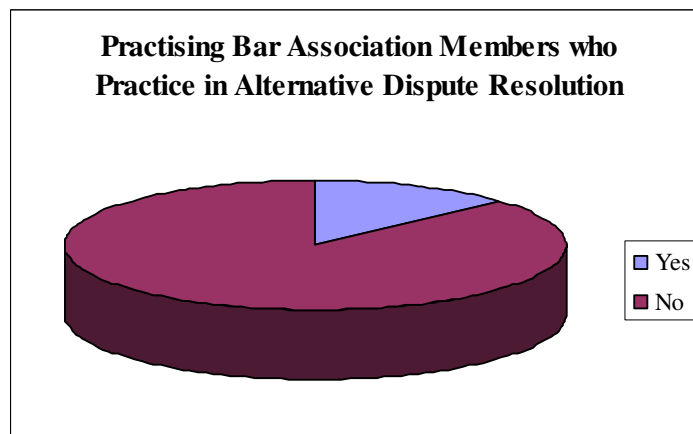
	Yes	No	Total	Percentage
Male	549	1179	1728	32%
Female	124	228	352	35%
Total	673	1407	2080	32%



## ALTERNATIVE DISPUTE RESOLUTION (ARBITRATION/MEDIATION/EVALUATION)

---

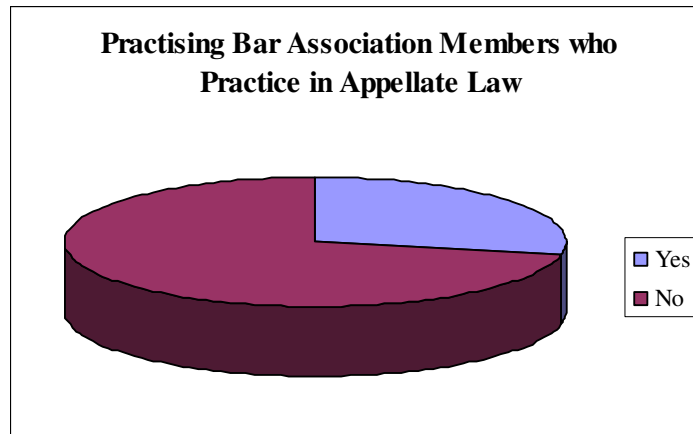
	Yes	No	Total	Percentage
Male	226	1502	1728	13%
Female	41	311	352	12%
Total	267	1813	2080	13%



## APPELLATE

---

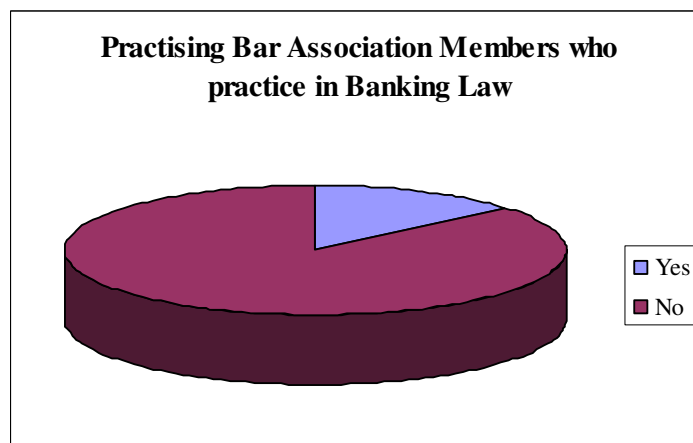
	Yes	No	Total	Percentage
<b>Male</b>	491	1237	1728	28%
<b>Female</b>	34	318	352	10%
<b>Total</b>	525	1555	2080	25%



## BANKING

---

	Yes	No	Total	Percentage
<b>Male</b>	236	1492	1728	14%
<b>Female</b>	22	330	352	6%
<b>Total</b>	258	1822	2080	12%



# BANKRUPTCY

---

	Yes	No	Total	Percentage
<b>Male</b>	125	1603	1728	7%
<b>Female</b>	24	328	352	7%
<b>Total</b>	149	1931	2080	7%



# BUILDING AND CONSTRUCTION

---

	Yes	No	Total	Percentage
<b>Male</b>	306	1422	1728	18%
<b>Female</b>	34	318	352	10%
<b>Total</b>	340	1740	2080	16%



# CIVIL AND HUMAN RIGHTS/DISCRIMINATION

---

	Yes	No	Total	Percentage
Male	171	1557	1728	10%
Female	65	287	352	18%
<b>Total</b>	<b>236</b>	<b>1844</b>	<b>2080</b>	<b>11%</b>



# COMMERCIAL

---

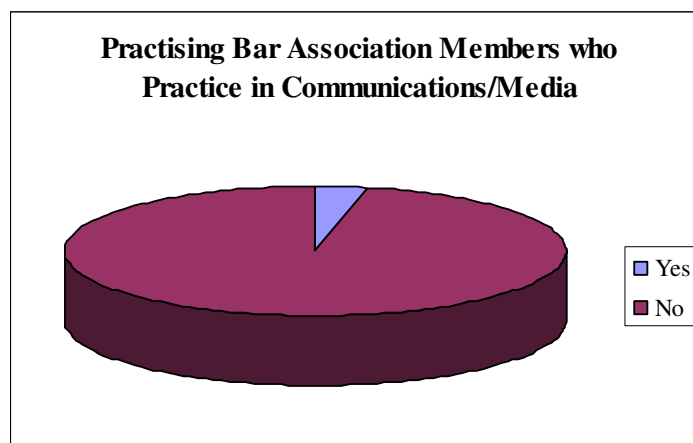
	Yes	No	Total	Percentage
Male	789	939	1728	46%
Female	131	221	352	37%
<b>Total</b>	<b>920</b>	<b>1160</b>	<b>2080</b>	<b>44%</b>



## COMMUNICATIONS/MEDIA

---

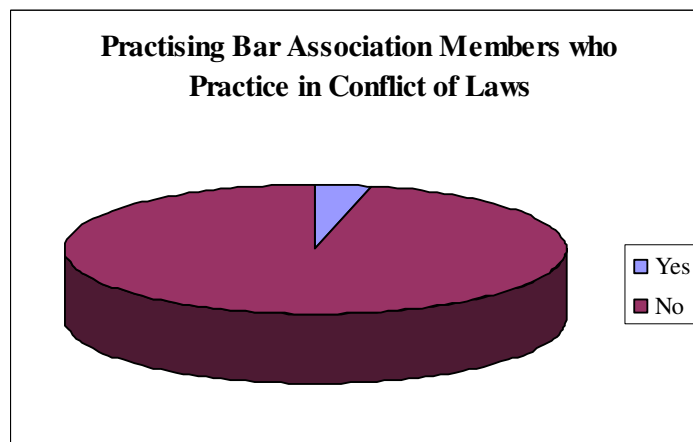
	Yes	No	Total	Percentage
<b>Male</b>	59	1669	1728	3%
<b>Female</b>	10	342	352	3%
<b>Total</b>	69	2011	2080	3%



## CONFLICT OF LAWS

---

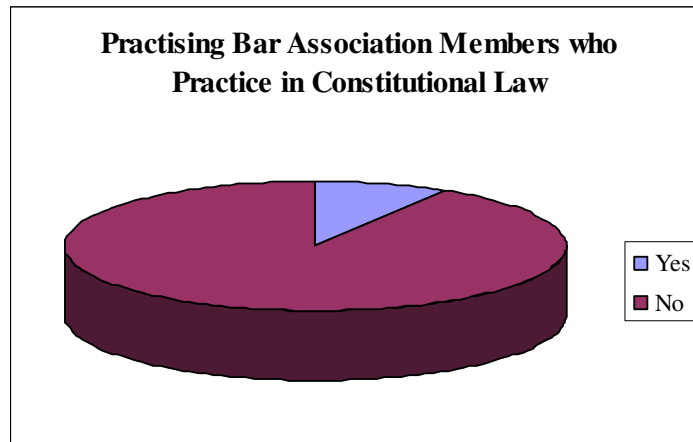
	Yes	No	Total	Percentage
<b>Male</b>	60	1668	1728	3%
<b>Female</b>	9	343	352	2.6%
<b>Total</b>	69	2011	2080	3%



# CONSTITUTIONAL

---

	Yes	No	Total	Percentage
<b>Male</b>	150	1578	1728	9%
<b>Female</b>	21	331	352	6%
<b>Total</b>	171	1909	2080	8%



# CONTRACTS

---

	Yes	No	Total	Percentage
<b>Male</b>	291	1437	1728	17%
<b>Female</b>	55	297	352	16%
<b>Total</b>	346	1734	2080	17%



# CORPORATE INSOLVENCY

---

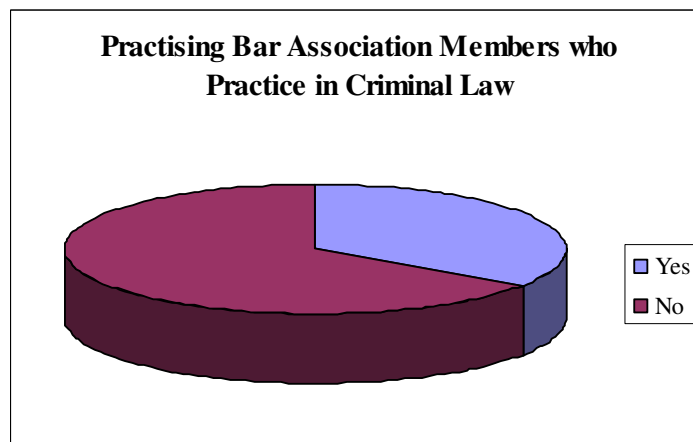
	Yes	No	Total	Percentage
Male	122	1606	1728	7%
Female	22	330	352	6%
<b>Total</b>	<b>144</b>	<b>1936</b>	<b>2080</b>	<b>7%</b>



# CRIMINAL

---

	Yes	No	Total	Percentage
Male	597	1131	1728	35%
Female	97	255	352	28%
<b>Total</b>	<b>694</b>	<b>1386</b>	<b>2080</b>	<b>33%</b>



## CUSTOMS

---

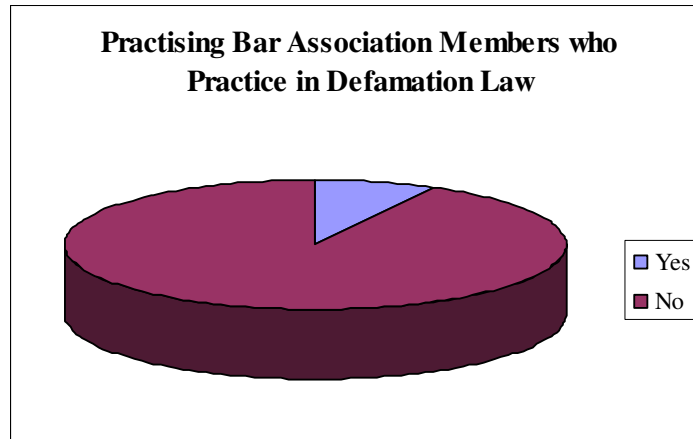
	Yes	No	Total	Percentage
<b>Male</b>	65	1663	1728	4%
<b>Female</b>	4	348	352	1%
<b>Total</b>	69	2011	2080	3%



## DEFAMATION

---

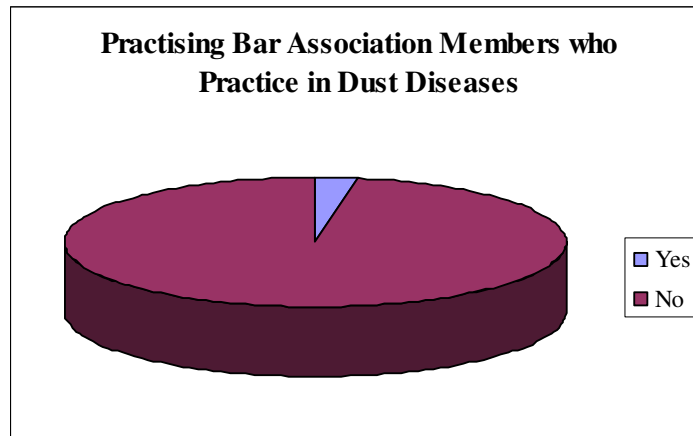
	Yes	No	Total	Percentage
<b>Male</b>	135	1593	1728	8%
<b>Female</b>	30	322	352	9%
<b>Total</b>	165	1915	2080	8%



## DUST DISEASES

---

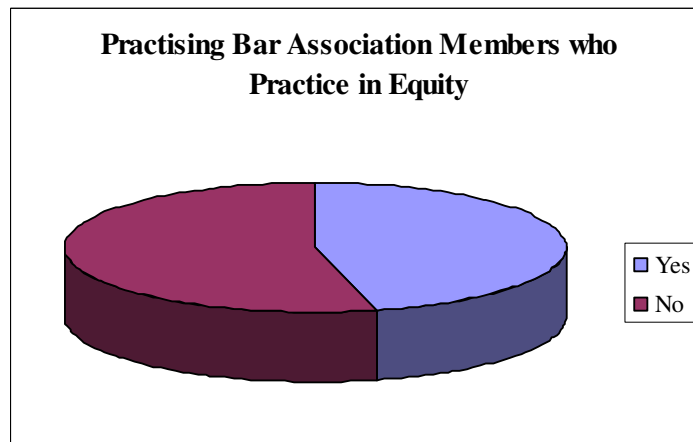
	Yes	No	Total	Percentage
<b>Male</b>	47	1681	1728	3%
<b>Female</b>	6	346	352	2%
<b>Total</b>	53	2027	2080	3%



## EQUITY

---

	Yes	No	Total	Percentage
<b>Male</b>	798	930	1728	46%
<b>Female</b>	130	222	352	37%
<b>Total</b>	928	1152	2080	45%



# FAMILY LAW

---

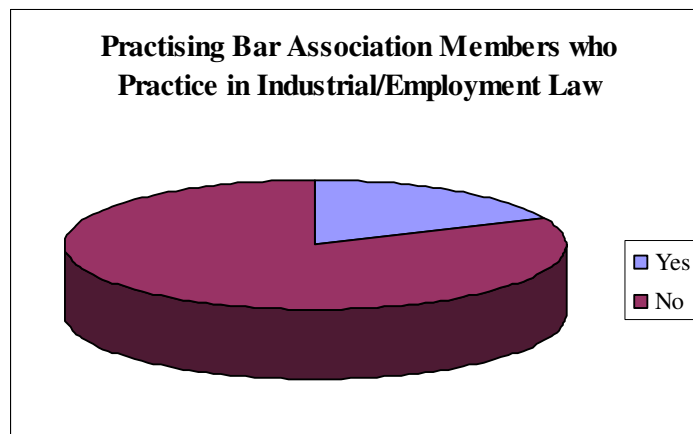
	Yes	No	Total	Percentage
<b>Male</b>	214	1514	1728	12%
<b>Female</b>	75	277	352	21%
<b>Total</b>	289	1791	2080	14%



# INDUSTRIAL/EMPLOYMENT

---

	Yes	No	Total	Percentage
<b>Male</b>	319	1409	1728	18%
<b>Female</b>	48	304	352	14%
<b>Total</b>	367	1713	2080	18%



# INQUESTS, ROYAL COMMISSIONS AND STATUTORY TRIBUNALS

---

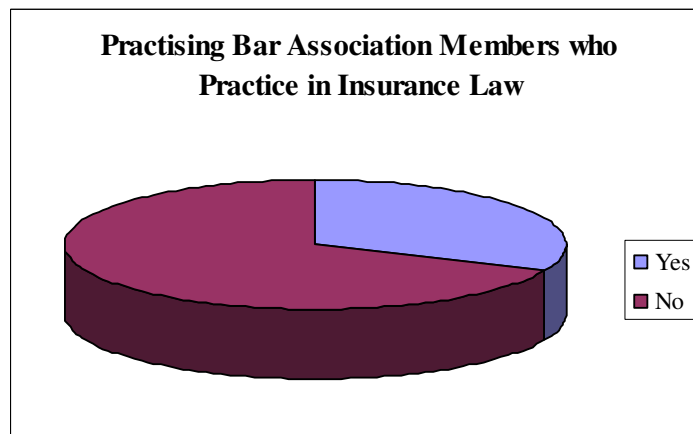
	Yes	No	Total	Percentage
<b>Male</b>	163	1565	1728	9%
<b>Female</b>	26	326	352	7%
<b>Total</b>	189	1891	2080	9%



# INSURANCE

---

	Yes	No	Total	Percentage
<b>Male</b>	549	1179	1728	32%
<b>Female</b>	50	302	352	14%
<b>Total</b>	599	1481	2080	29%



# INTELLECTUAL PROPERTY

---

	Yes	No	Total	Percentage
<b>Male</b>	191	1537	1728	11%
<b>Female</b>	39	313	352	11%
<b>Total</b>	230	1850	2080	11%



# INTERNATIONAL

---

	Yes	No	Total	Percentage
<b>Male</b>	83	1645	1728	5%
<b>Female</b>	13	339	352	4%
<b>Total</b>	96	1984	2080	5%



## LIQUOR LICENSING

---

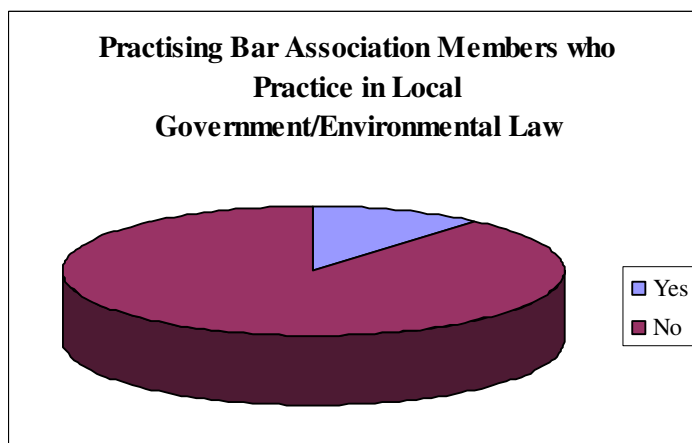
	Yes	No	Total	Percentage
<b>Male</b>	59	1669	1728	3%
<b>Female</b>	5	347	352	1%
<b>Total</b>	64	2016	2080	3%



## LOCAL GOVERNMENT/ENVIRONMENTAL

---

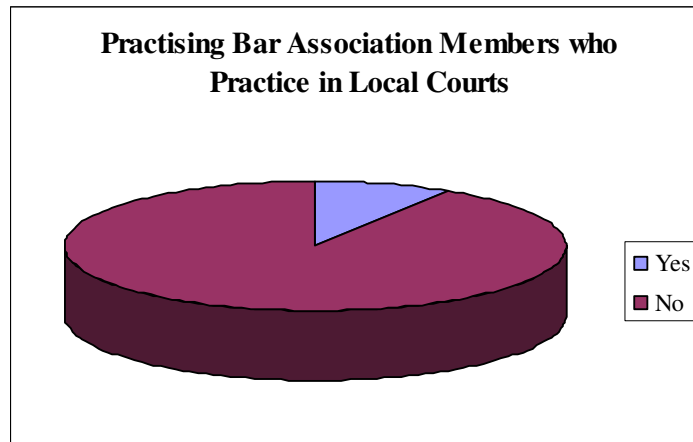
	Yes	No	Total	Percentage
<b>Male</b>	192	1536	1728	11%
<b>Female</b>	20	332	352	6%
<b>Total</b>	212	1868	2080	10%



## LOCAL COURTS

---

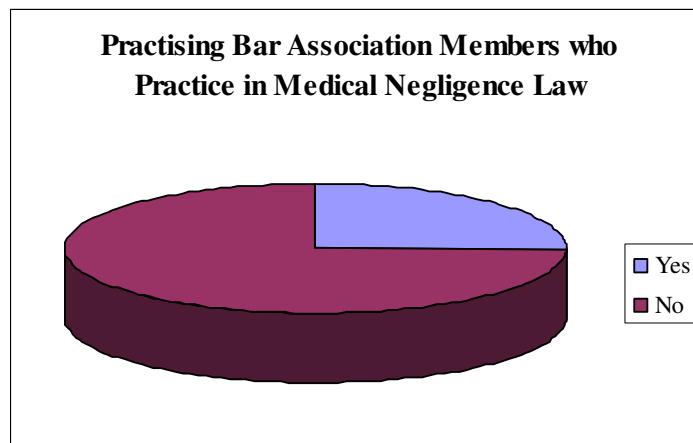
	Yes	No	Total	Percentage
<b>Male</b>	153	1575	1728	9%
<b>Female</b>	35	317	352	10%
<b>Total</b>	188	1892	2080	9%



## MEDICAL NEGLIGENCE

---

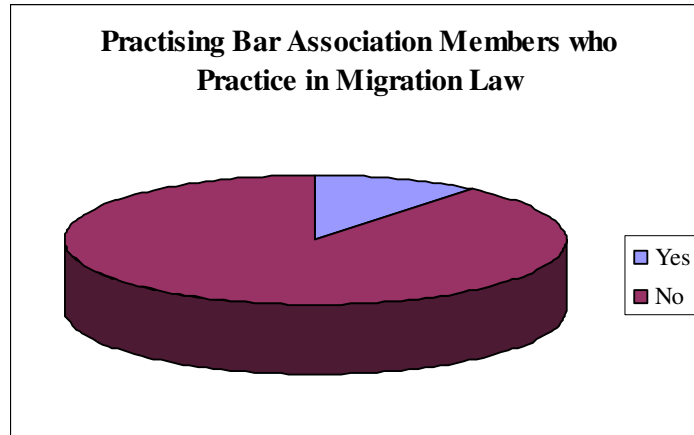
	Yes	No	Total	Percentage
<b>Male</b>	436	1292	1728	25%
<b>Female</b>	57	295	352	16%
<b>Total</b>	493	1587	2080	24%



# MIGRATION

---

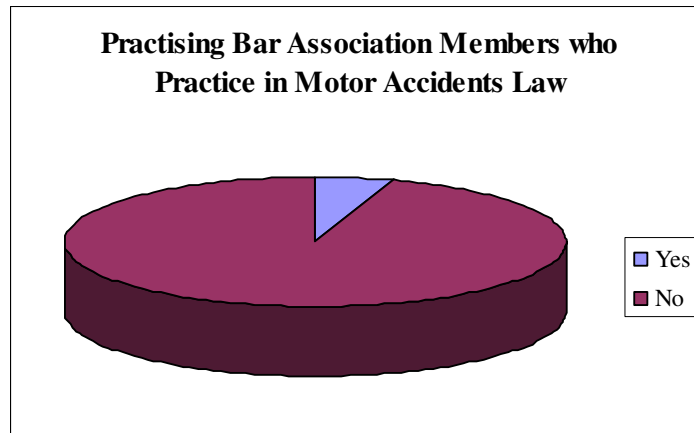
	Yes	No	Total	Percentage
<b>Male</b>	188	1540	1728	11%
<b>Female</b>	49	303	352	14%
<b>Total</b>	237	1843	2080	11%



# MOTOR ACCIDENTS

---

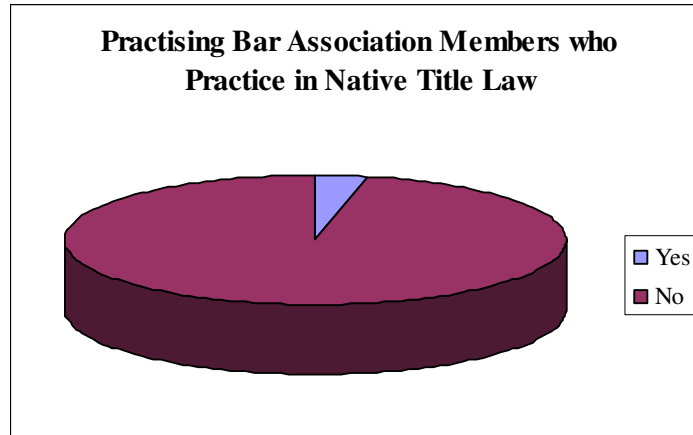
	Yes	No	Total	Percentage
<b>Male</b>	85	1643	1728	5%
<b>Female</b>	11	341	352	3%
<b>Total</b>	96	1984	2080	5%



## NATIVE TITLE

---

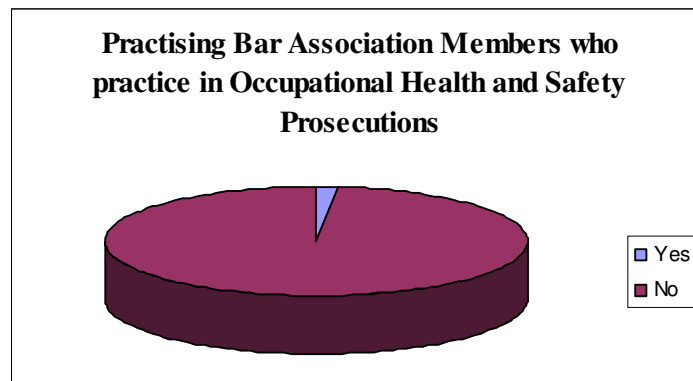
	Yes	No	Total	Percentage
<b>Male</b>	56	1672	1728	3%
<b>Female</b>	18	334	352	5%
<b>Total</b>	74	2006	2080	4%



## OCCUPATIONAL HEALTH AND SAFETY PROSECUTIONS

---

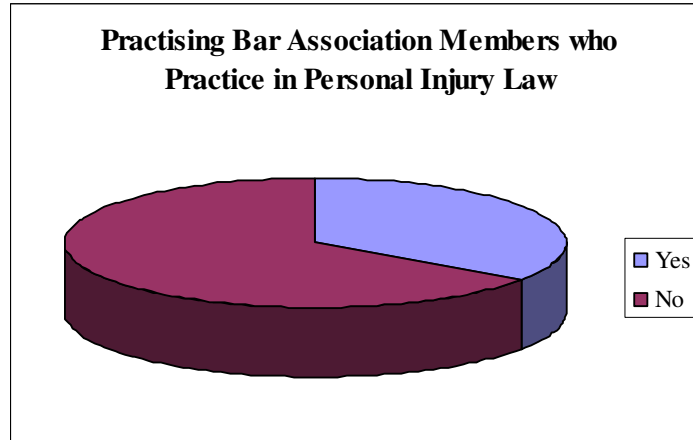
	Yes	No	Total	Percentage
<b>Male</b>	30	1698	1728	2%
<b>Female</b>	8	344	352	2%
<b>Total</b>	38	2042	2080	2%



## PERSONAL INJURY

---

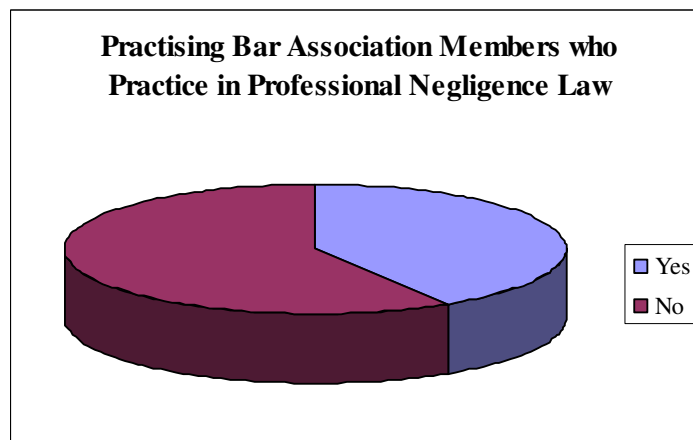
	Yes	No	Total	Percentage
<b>Male</b>	601	1127	1728	35%
<b>Female</b>	70	282	352	20%
<b>Total</b>	671	1409	2080	32%



## PROFESSIONAL NEGLIGENCE

---

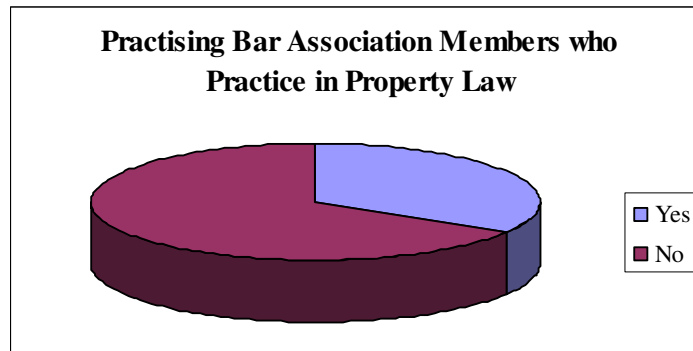
	Yes	No	Total	Percentage
<b>Male</b>	709	1019	1728	41%
<b>Female</b>	79	273	352	22%
<b>Total</b>	788	1292	2080	38%



## PROPERTY

---


	Yes	No	Total	Percentage
<b>Male</b>	611	1117	1728	35%
<b>Female</b>	94	258	352	27%
<b>Total</b>	705	1375	2080	34%



## SPORTS LAW

---

	Yes	No	Total	Percentage
<b>Male</b>	5	1723	1728	0.29%
<b>Female</b>	0	352	352	0.00%
<b>Total</b>	5	2075	2080	0.24%



# TAX

---

	Yes	No	Total	Percentage
<b>Male</b>	93	1635	1728	5%
<b>Female</b>	17	335	352	5%
<b>Total</b>	110	1970	2080	5%



# TRADE PRACTICES AND COMPETITION

---

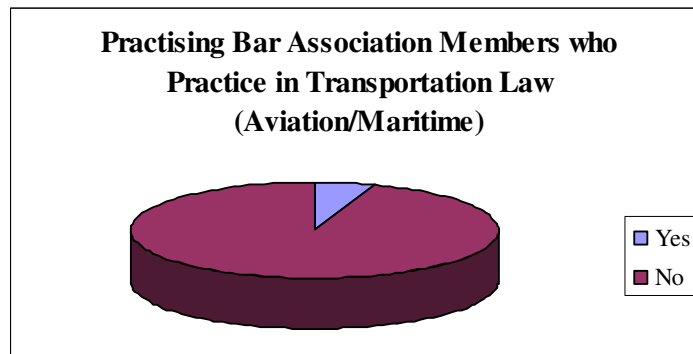
	Yes	No	Total	Percentage
<b>Male</b>	464	1264	1728	27%
<b>Female</b>	60	292	352	17%
<b>Total</b>	524	1556	2080	25%



## TRANSPORTATION LAW (AVIATION/MARITIME)

---

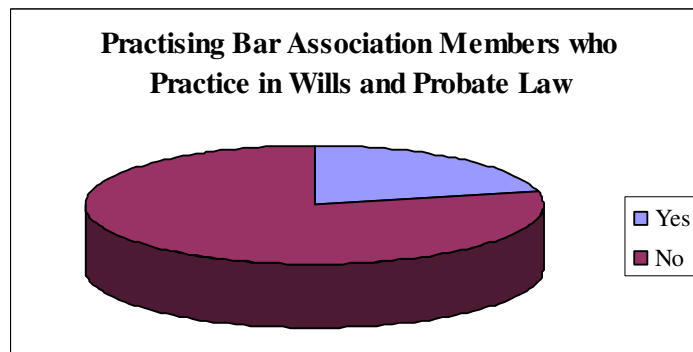
	Yes	No	Total	Percentage
Male	103	1625	1728	6%
Female	6	346	352	2%
<b>Total</b>	<b>109</b>	<b>1971</b>	<b>2080</b>	<b>5%</b>



## WILLS AND PROBATE

---

	Yes	No	Total	Percentage
Male	376	1352	1728	22%
Female	69	283	352	20%
<b>Total</b>	<b>445</b>	<b>1635</b>	<b>2080</b>	<b>21%</b>



# WORKERS COMPENSATION

---

	Yes	No	Total	Percentage
Male	235	1493	1728	14%
Female	24	328	352	7%
Total	259	1821	2080	12%

