

**SECTION FIVE**  
**PRACTICE AREAS**  
**OF HOLDERS OF NSW PRACTISING**  
**CERTIFICATES**

# TABLE OF CONTENTS

---

APPROVED PRACTICE AREAS.....	3
ADMINISTRATIVE .....	4
ALTERNATIVE DISPUTE RESOLUTION (ARBITRATION/MEDIATION/EXPERT DETERMINATION) .....	4
APPELLATE.....	5
BANKING .....	5
BANKRUPTCY .....	6
BUILDING AND CONSTRUCTION .....	6
CIVIL AND HUMAN RIGHTS/DISCRIMINATION .....	7
COMMERCIAL .....	7
COMMUNICATIONS/MEDIA .....	8
CONFLICT OF LAWS .....	8
CONSTITUTIONAL .....	9
CORPORATIONS LAW .....	9
CRIMINAL .....	10
CUSTOMS.....	10
DEFAMATION.....	11
DISCIPLINARY PROCEEDINGS.....	11
DUST DISEASES .....	12
EQUITY .....	12
FAMILY LAW .....	13
INDUSTRIAL/EMPLOYMENT .....	13
INQUESTS AND COMMISSIONS OF INQUIRY .....	14
INSURANCE.....	14
INTELLECTUAL PROPERTY .....	15
INTERNATIONAL .....	15
LIQUOR LICENSING.....	16
LOCAL GOVERNMENT/ENVIRONMENTAL LAW .....	16
LOCAL COURTS .....	17
MEDICAL NEGLIGENCE.....	17
MIGRATION .....	18
NATIVE TITLE.....	18
OCCUPATIONAL HEALTH AND SAFETY PROSECUTION .....	19
PERSONAL INJURY .....	19
PROFESSIONAL NEGLIGENCE .....	20
PROPERTY.....	20
REVENUE.....	21
SPORTS LAW.....	21
STATUTORY TRIBUNALS.....	22
TRADE PRACTICES AND COMPETITION .....	22
TRANSPORTATION LAW (AVIATION/MARITIME) .....	23
WILLS AND PROBATE .....	23
WORKERS COMPENSATION.....	24

# APPROVED PRACTICE AREAS

---

The list of practice areas contained on the Association's database was last reviewed by the Bar Council in early 2009. The rationalised list, set out below, was developed for consistency and to ensure that the search facility remained a useful searching tool for the use of solicitors and the public looking for a barrister to brief for their particular circumstances, and in terms of deriving useful statistics.

Please note that not all practising barristers advise the Association of their areas of practice and the Association does not take any responsibility for the accuracy of the information provided to it by members in relation to the areas in which they practice.

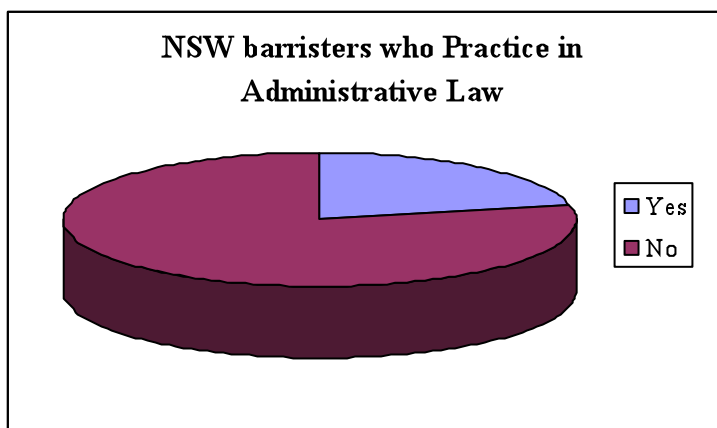
The approved list of practice areas is:

Administrative  
Alternative Dispute Resolution (Arbitration/Mediation/Expert Determination)  
Appellate  
Banking  
Bankruptcy  
Building and Construction  
Civil & Human Rights/Discrimination  
Commercial  
Communications/Media  
Conflict of Laws  
Constitutional  
Corporations Law  
Criminal  
Customs  
Defamation  
Disciplinary Proceedings  
Dust Diseases  
Equity  
Family Law  
Industrial/Employment  
Inquests and Commissions of Inquiry  
Insurance  
Intellectual Property  
International  
Liquor Licensing  
Local Government/Environmental Law  
Local Courts  
Medical Negligence  
Migration  
Native title  
Occupational Health and Safety Prosecution  
Personal Injury  
Professional Negligence  
Property  
Revenue  
Sports Law  
Statutory Tribunals  
Trade Practices and Competition  
Transportation Law (Aviation/Maritime)  
Wills and Probate  
Workers Compensation

## ADMINISTRATIVE

---

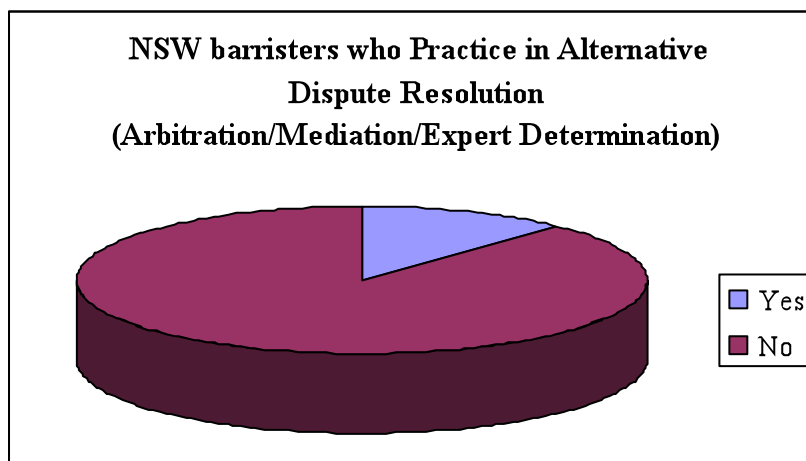
	Yes	No	Total	Percentage
<b>Male</b>	369	1363	1732	21%
<b>Female</b>	93	303	396	23%
<b>Total</b>	462	1666	2128	22%



## ALTERNATIVE DISPUTE RESOLUTION (ARBITRATION/MEDIATION/EXPERT DETERMINATION)

---

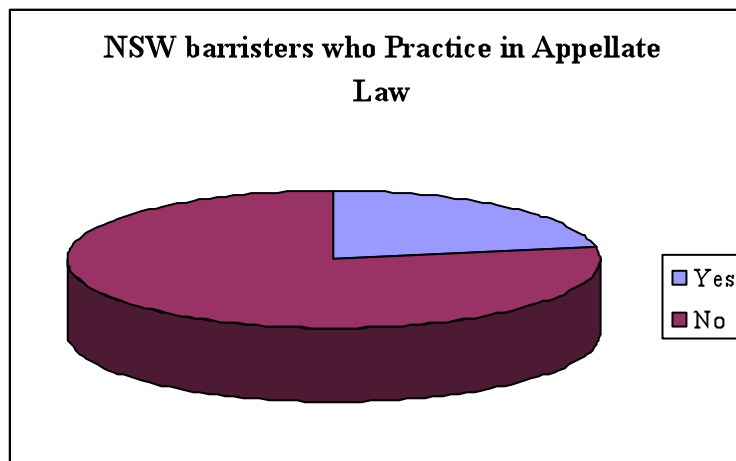
	Yes	No	Total	Percentage
<b>Male</b>	207	1525	1732	12%
<b>Female</b>	45	351	396	11%
<b>Total</b>	252	1876	2128	12%



## APPELLATE

---

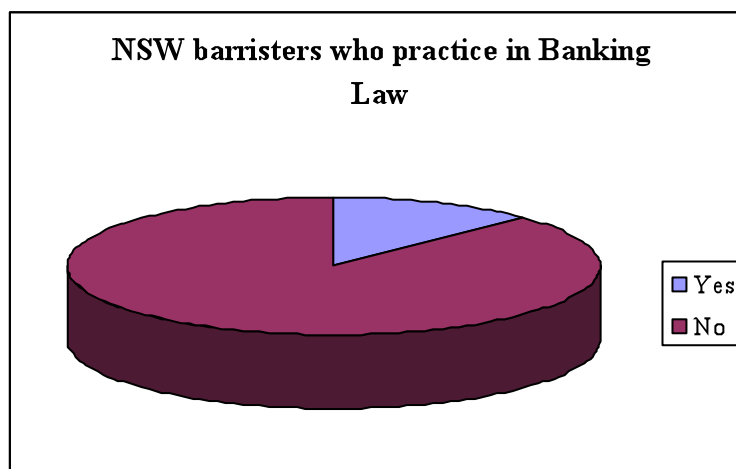
	Yes	No	Total	Percentage
<b>Male</b>	384	1348	1732	22%
<b>Female</b>	36	360	396	9%
<b>Total</b>	420	1708	2128	20%



## BANKING

---

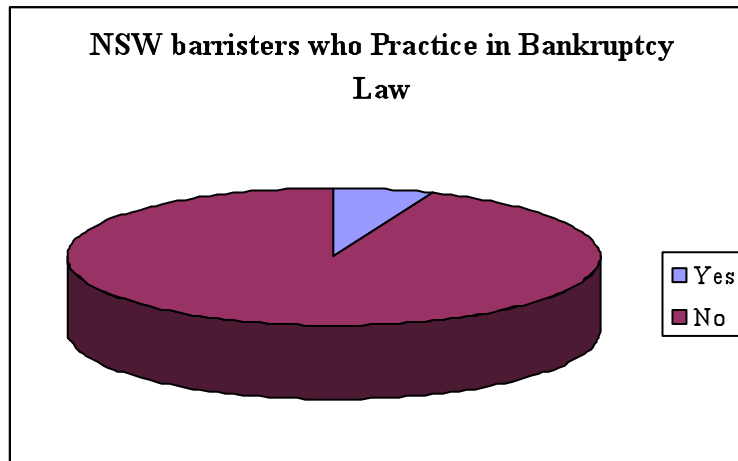
	Yes	No	Total	Percentage
<b>Male</b>	216	1516	1732	12%
<b>Female</b>	18	378	396	5%
<b>Total</b>	234	1894	2128	11%



# BANKRUPTCY

---

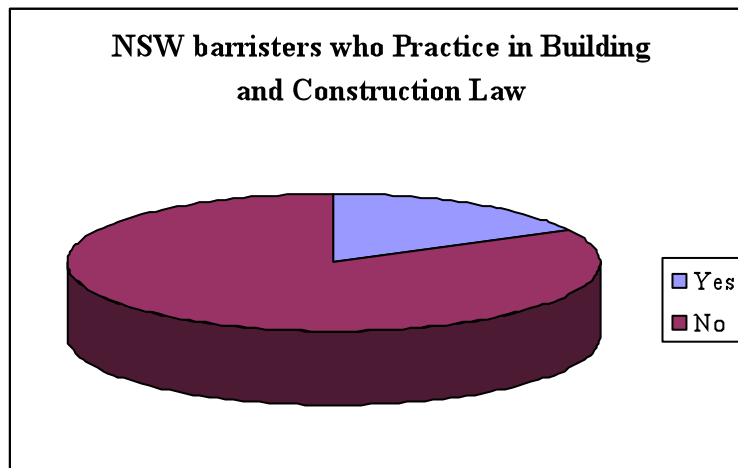
	Yes	No	Total	Percentage
<b>Male</b>	105	1627	1732	6%
<b>Female</b>	29	367	396	7%
<b>Total</b>	134	1994	2128	6%



# BUILDING AND CONSTRUCTION

---

	Yes	No	Total	Percentage
<b>Male</b>	299	1433	1732	17%
<b>Female</b>	40	356	396	10%
<b>Total</b>	339	1789	2128	16%



# CIVIL AND HUMAN RIGHTS/DISCRIMINATION

---

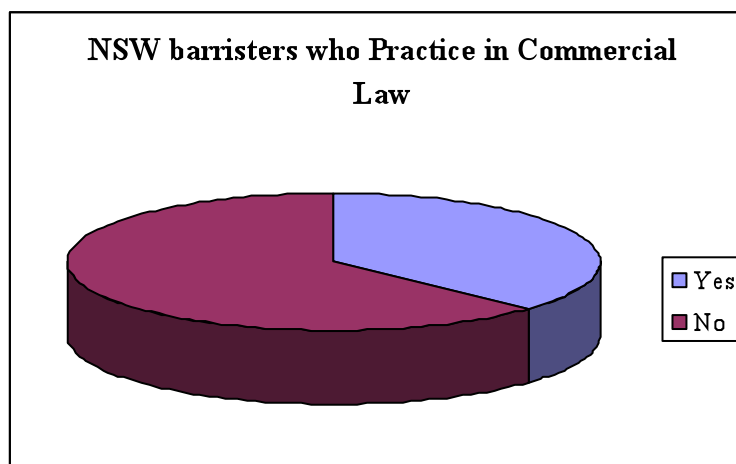
	Yes	No	Total	Percentage
<b>Male</b>	104	1628	1732	6%
<b>Female</b>	45	351	396	11%
<b>Total</b>	149	1979	2128	7%



# COMMERCIAL

---

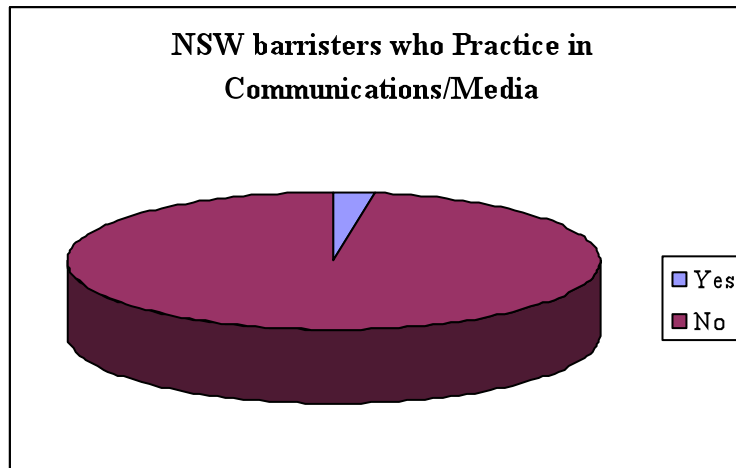
	Yes	No	Total	Percentage
<b>Male</b>	639	1093	1732	37%
<b>Female</b>	119	277	396	30%
<b>Total</b>	758	1370	2128	36%



## COMMUNICATIONS/MEDIA

---

	Yes	No	Total	Percentage
<b>Male</b>	45	1687	1732	3%
<b>Female</b>	19	377	396	5%
<b>Total</b>	64	2064	2128	3%



## CONFLICT OF LAWS

---

	Yes	No	Total	Percentage
<b>Male</b>	55	1677	1732	3%
<b>Female</b>	12	384	396	3%
<b>Total</b>	67	2061	2128	3%



## CONSTITUTIONAL

---

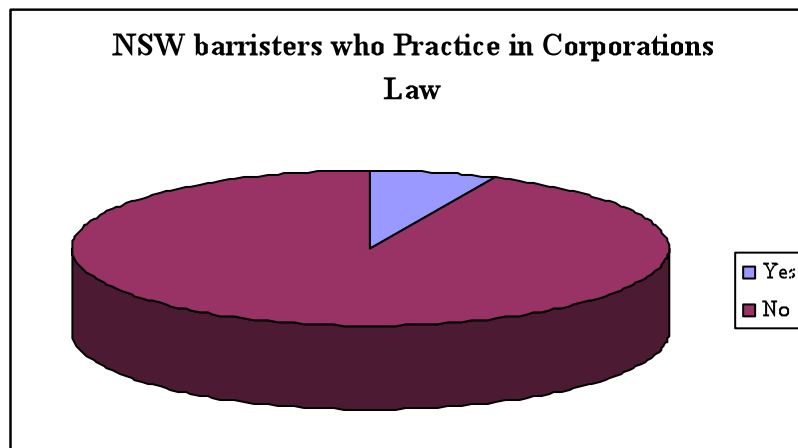
	Yes	No	Total	Percentage
<b>Male</b>	118	1614	1732	7%
<b>Female</b>	19	377	396	5%
<b>Total</b>	137	1991	2128	6%



## CORPORATIONS LAW

---

	Yes	No	Total	Percentage
<b>Male</b>	120	1612	1732	7%
<b>Female</b>	28	368	396	7%
<b>Total</b>	148	1980	2128	7%



# CRIMINAL

---

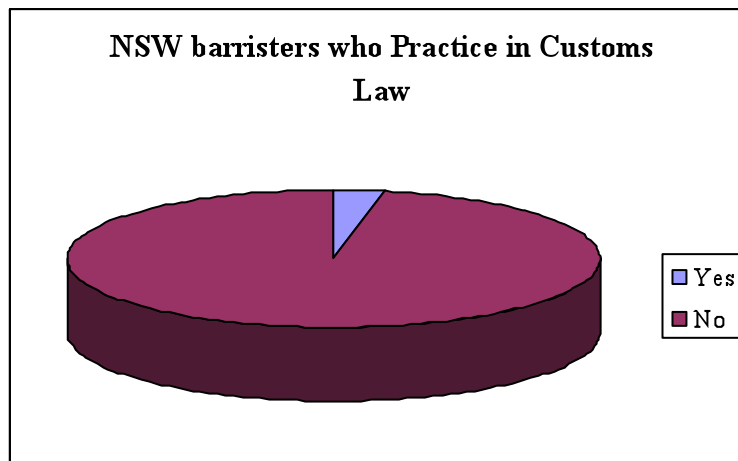
	Yes	No	Total	Percentage
<b>Male</b>	523	1209	1732	30%
<b>Female</b>	92	304	396	23%
<b>Total</b>	615	1513	2128	29%



# CUSTOMS

---

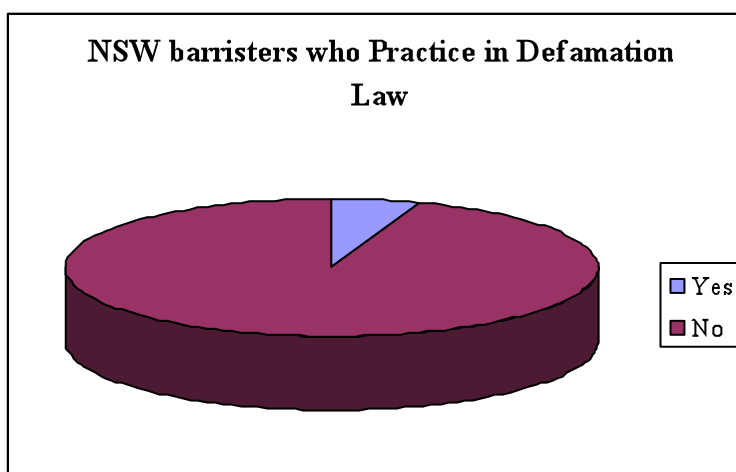
	Yes	No	Total	Percentage
<b>Male</b>	52	1680	1732	3%
<b>Female</b>	4	392	396	1%
<b>Total</b>	56	2072	2128	3%



## DEFAMATION

---

	Yes	No	Total	Percentage
<b>Male</b>	90	1642	1732	5%
<b>Female</b>	27	369	396	7%
<b>Total</b>	117	2011	2128	5%



## DISCIPLINARY PROCEEDINGS

---

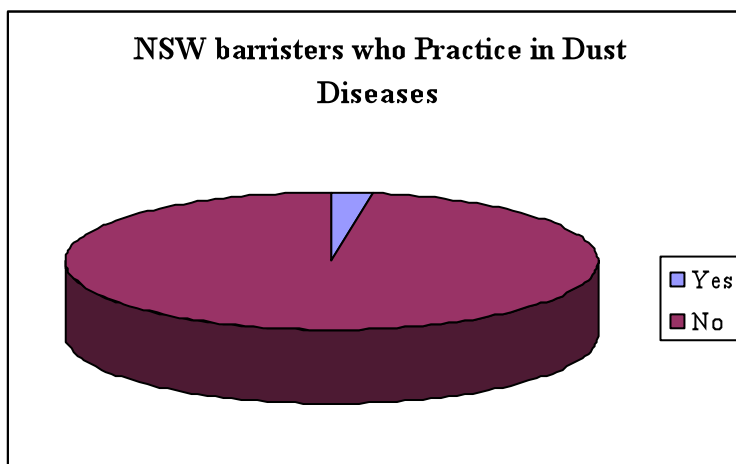
	Yes	No	Total	Percentage
<b>Male</b>	13	1719	1732	0.75%
<b>Female</b>	6	390	396	1.52%
<b>Total</b>	19	2109	2128	0.89%



## DUST DISEASES

---

	Yes	No	Total	Percentage
<b>Male</b>	44	1688	1732	3%
<b>Female</b>	4	392	396	1%
<b>Total</b>	48	2080	2128	2%



## EQUITY

---

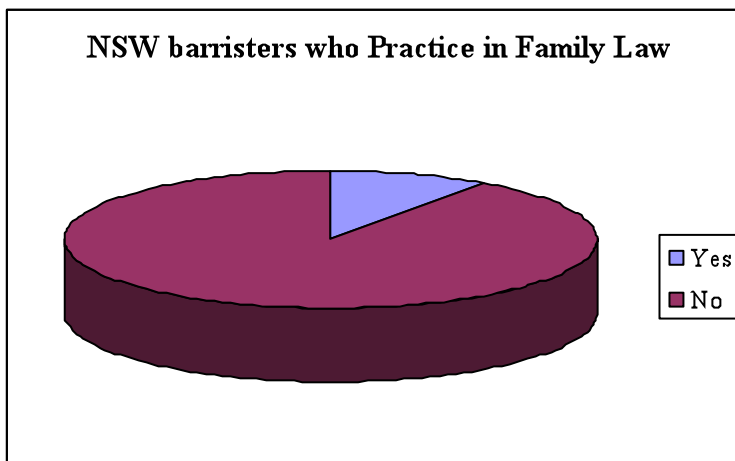
	Yes	No	Total	Percentage
<b>Male</b>	657	1075	1732	38%
<b>Female</b>	126	270	396	32%
<b>Total</b>	783	1345	2128	37%



## FAMILY LAW

---

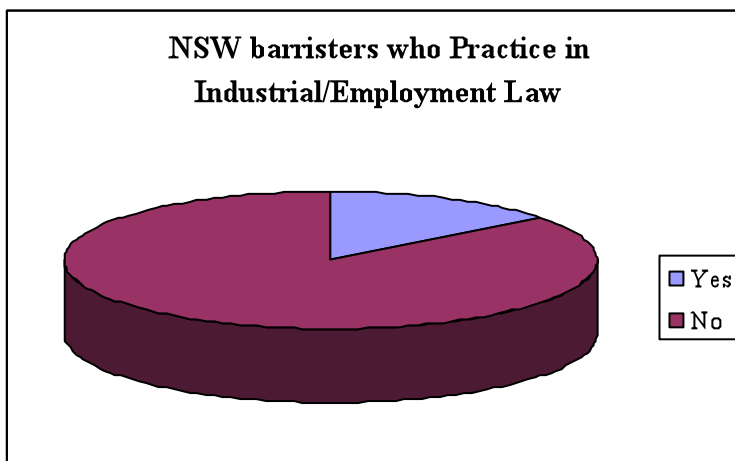
	Yes	No	Total	Percentage
<b>Male</b>	169	1563	1732	10%
<b>Female</b>	66	330	396	17%
<b>Total</b>	235	1893	2128	11%



## INDUSTRIAL/EMPLOYMENT

---

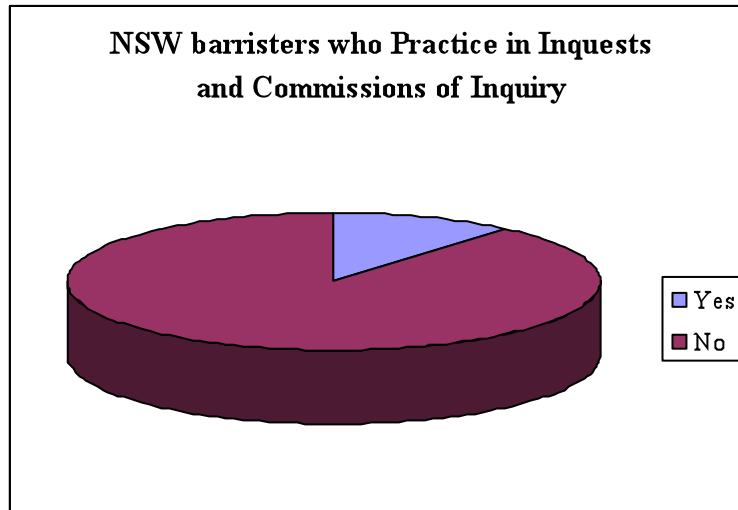
	Yes	No	Total	Percentage
<b>Male</b>	249	1483	1732	14%
<b>Female</b>	44	352	396	11%
<b>Total</b>	293	1835	2128	14%



## INQUESTS AND COMMISSIONS OF INQUIRY

---

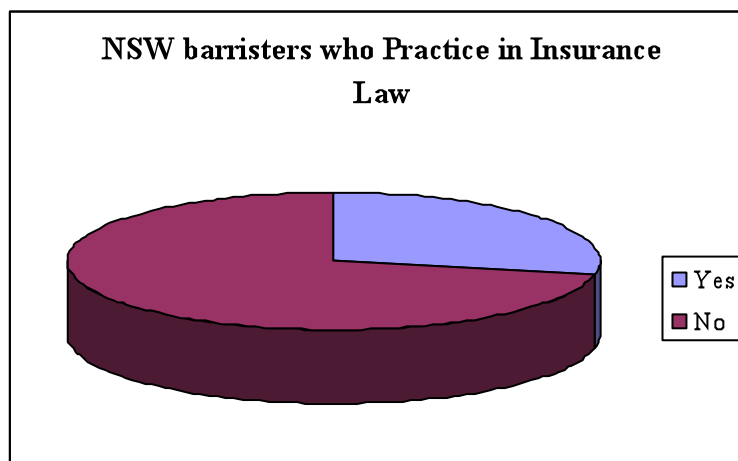
	Yes	No	Total	Percentage
<b>Male</b>	194	1538	1732	11%
<b>Female</b>	41	355	396	10%
<b>Total</b>	235	1893	2128	11%



## INSURANCE

---

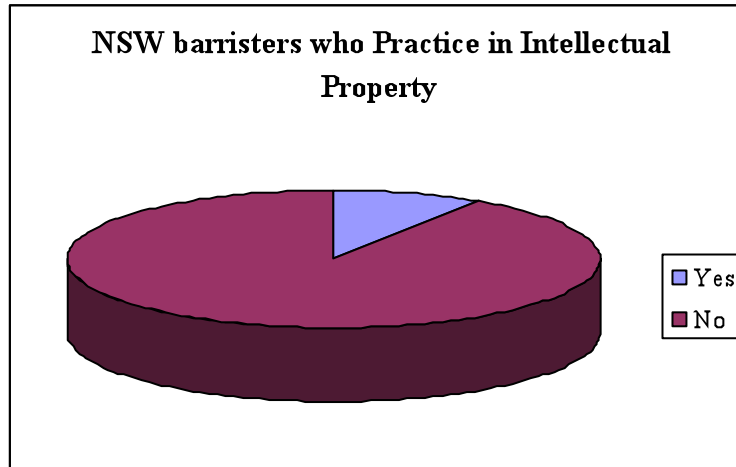
	Yes	No	Total	Percentage
<b>Male</b>	486	1246	1732	28%
<b>Female</b>	48	348	396	12%
<b>Total</b>	534	1594	2128	25%



## INTELLECTUAL PROPERTY

---

	Yes	No	Total	Percentage
<b>Male</b>	157	1575	1732	9%
<b>Female</b>	41	355	396	10%
<b>Total</b>	198	1930	2128	9%



## INTERNATIONAL

---

	Yes	No	Total	Percentage
<b>Male</b>	73	1659	1732	4%
<b>Female</b>	13	383	396	3%
<b>Total</b>	86	2042	2128	4%



## LIQUOR LICENSING

---

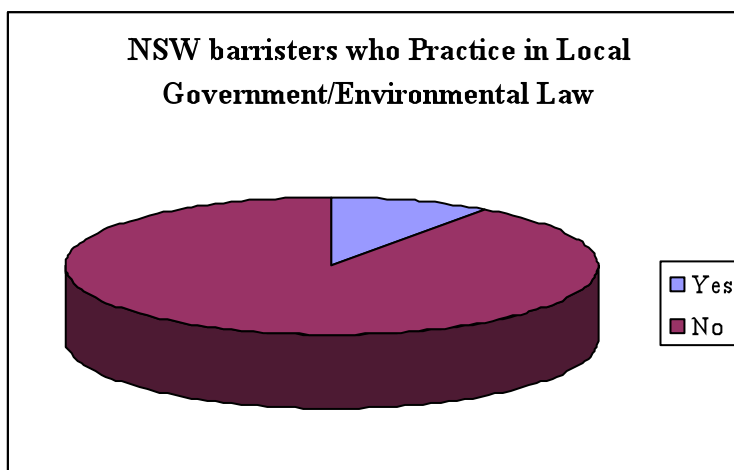
	Yes	No	Total	Percentage
<b>Male</b>	50	1682	1732	3%
<b>Female</b>	4	392	396	1%
<b>Total</b>	54	2074	2128	3%



## LOCAL GOVERNMENT/ENVIRONMENTAL LAW

---

	Yes	No	Total	Percentage
<b>Male</b>	166	1566	1732	10%
<b>Female</b>	24	372	396	6%
<b>Total</b>	190	1938	2128	9%



## LOCAL COURTS

---

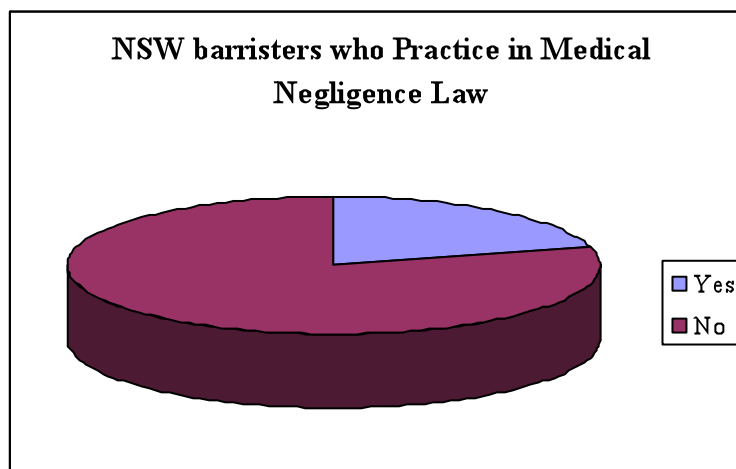
	Yes	No	Total	Percentage
<b>Male</b>	143	1589	1732	8%
<b>Female</b>	42	354	396	11%
<b>Total</b>	185	1943	2128	9%



## MEDICAL NEGLIGENCE

---

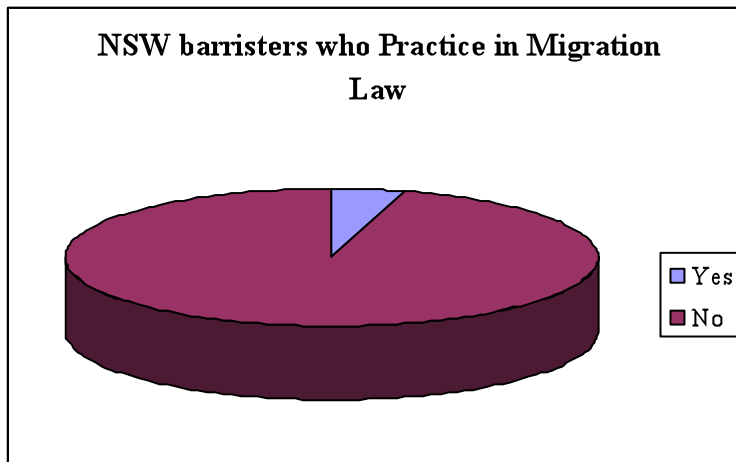
	Yes	No	Total	Percentage
<b>Male</b>	356	1376	1732	21%
<b>Female</b>	45	351	396	11%
<b>Total</b>	401	1727	2128	19%



# MIGRATION

---

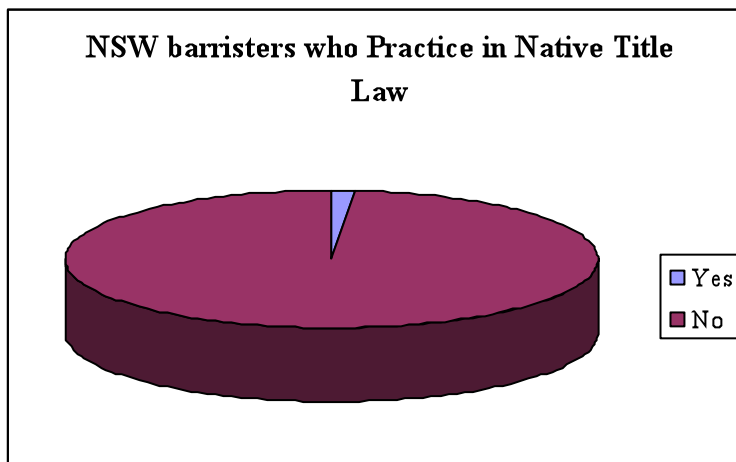
	Yes	No	Total	Percentage
<b>Male</b>	75	1657	1732	4%
<b>Female</b>	16	380	396	4%
<b>Total</b>	91	2037	2128	4%



# NATIVE TITLE

---

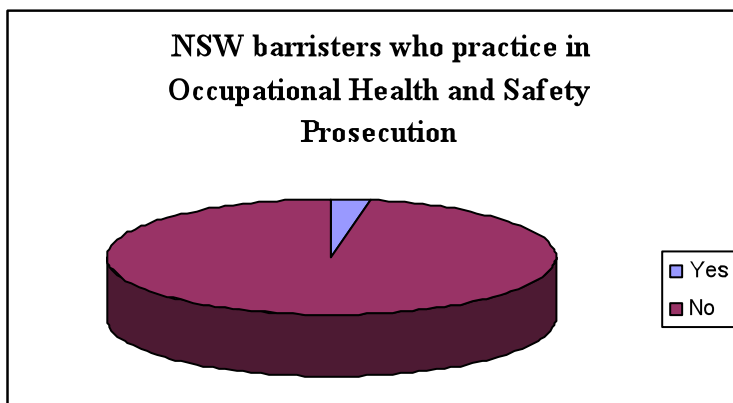
	Yes	No	Total	Percentage
<b>Male</b>	22	1710	1732	1%
<b>Female</b>	9	387	396	2%
<b>Total</b>	31	2097	2128	1%



# OCCUPATIONAL HEALTH AND SAFETY PROSECUTION

---

	Yes	No	Total	Percentage
<b>Male</b>	47	1685	1732	3%
<b>Female</b>	14	382	396	4%
<b>Total</b>	61	2067	2128	3%



# PERSONAL INJURY

---

	Yes	No	Total	Percentage
<b>Male</b>	491	1241	1732	28%
<b>Female</b>	61	335	396	15%
<b>Total</b>	552	1576	2128	26%



## PROFESSIONAL NEGLIGENCE

---

	Yes	No	Total	Percentage
<b>Male</b>	571	1161	1732	33%
<b>Female</b>	61	335	396	15%
<b>Total</b>	632	1496	2128	30%



## PROPERTY

---

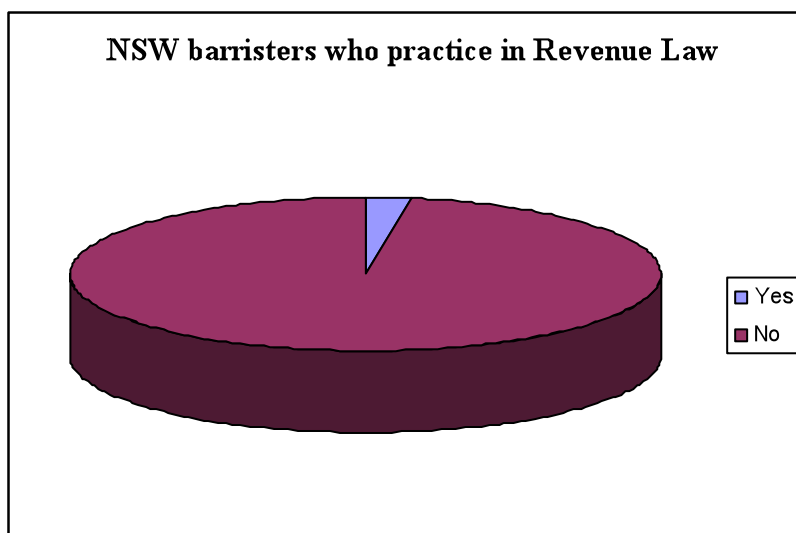
	Yes	No	Total	Percentage
<b>Male</b>	353	1379	1732	20%
<b>Female</b>	59	337	396	15%
<b>Total</b>	412	1716	2128	19%



## REVENUE

---

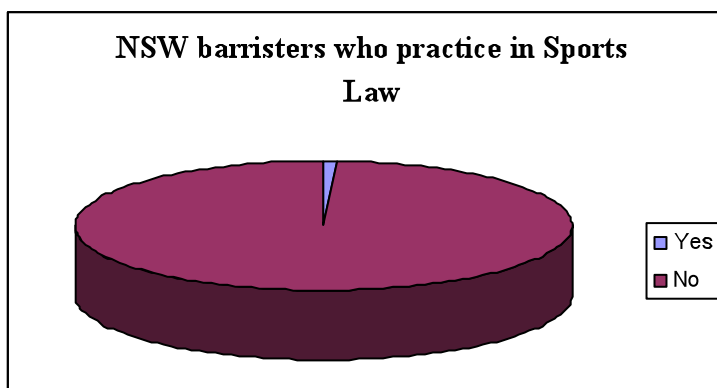
	Yes	No	Total	Percentage
<b>Male</b>	44	1688	1732	3%
<b>Female</b>	12	384	396	3%
<b>Total</b>	56	2072	2128	3%



## SPORTS LAW

---

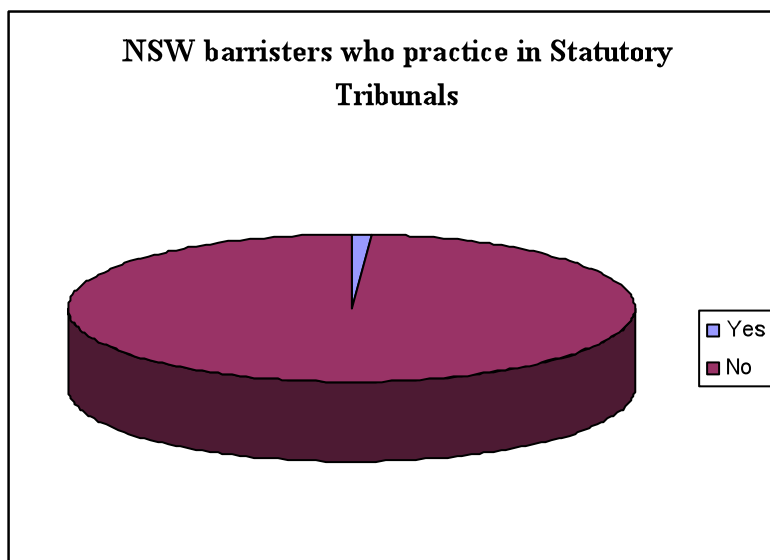
	Yes	No	Total	Percentage
<b>Male</b>	14	1718	1732	0.81%
<b>Female</b>	2	394	396	0.51%
<b>Total</b>	16	2112	2128	0.75%



## STATUTORY TRIBUNALS

---

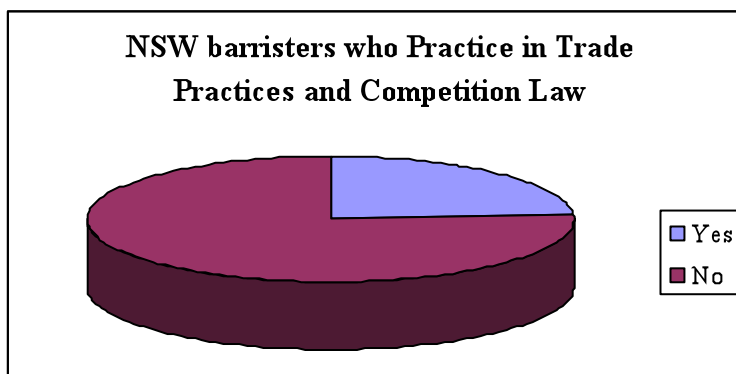
	Yes	No	Total	Percentage
<b>Male</b>	17	1715	1732	0.98%
<b>Female</b>	6	390	396	1.52%
<b>Total</b>	23	2105	2128	1.08%



## TRADE PRACTICES AND COMPETITION

---

	Yes	No	Total	Percentage
<b>Male</b>	441	1291	1732	25%
<b>Female</b>	68	328	396	17%
<b>Total</b>	509	1619	2128	24%



## TRANSPORTATION LAW (AVIATION/MARITIME)

---

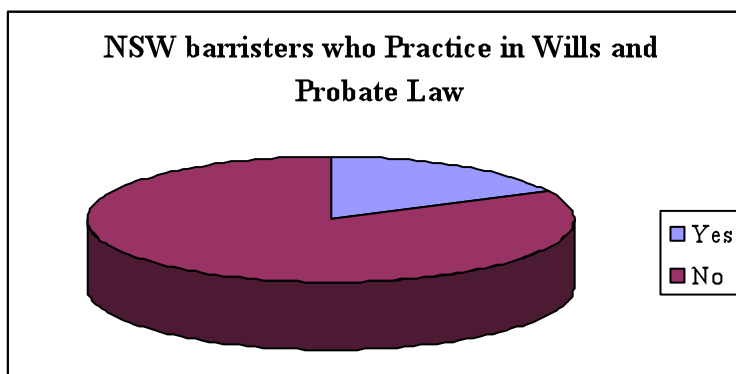
	Yes	No	Total	Percentage
<b>Male</b>	90	1642	1732	5%
<b>Female</b>	3	393	396	1%
<b>Total</b>	93	2035	2128	4%



## WILLS AND PROBATE

---

	Yes	No	Total	Percentage
<b>Male</b>	314	1418	1732	18%
<b>Female</b>	62	334	396	16%
<b>Total</b>	376	1752	2128	18%



# WORKERS COMPENSATION

---

	Yes	No	Total	Percentage
Male	185	1547	1732	11%
Female	19	377	396	5%
Total	204	1924	2128	10%

